

Heavy. Duty.



Commercial Heavy Duty Batteries from Crown. Hard to beat. Few try.

Crown Batteries. The line that separates the *heavy duty batteries* from the *heavy duty wannabees*. No other line is engineered to Crown's tough, durable standards. No other battery performs or lasts like a Crown.

There's a word that industries around the world use when they need a dependable, long-lasting, heavy duty battery: Crown. That's as tough as you can get.



The Power Behind Performance



What You Want In A Heavy Duty Battery.

- **Maintenance Free Flush Top Design**

Innovative cover with recessed handles for easy installation and handling.

- **Rigid Connectors**

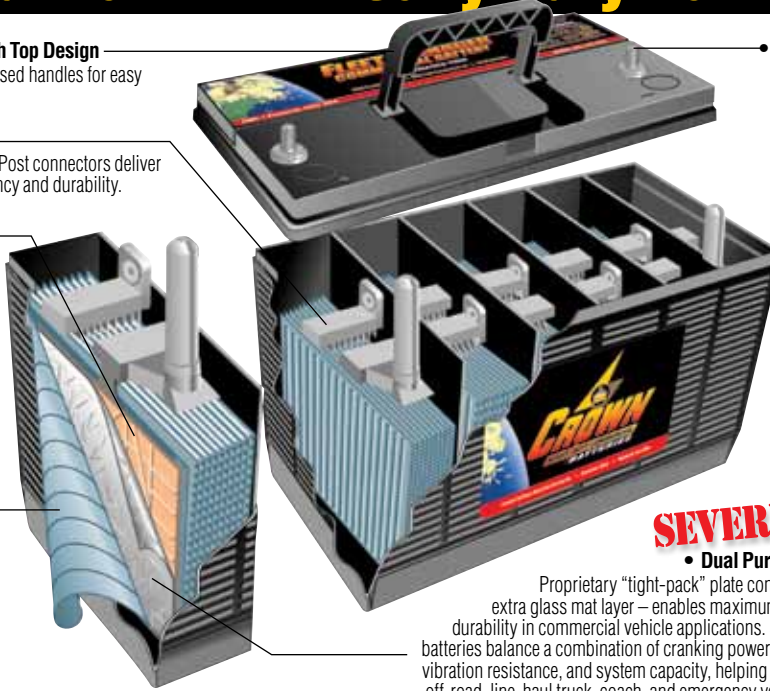
Heavy-duty TTP, COS and Post connectors deliver maximum electrical efficiency and durability.

- **PowerHouse Plate Construction with LifePlus™ Paste Technology**

Framed C/L plates with proprietary LifePlus™ paste for superior electrical performance and longer life than competitor batteries.

- **PosiWrap™ Envelope Separators**

PosiWrap™ separators reduce maintenance and prevent failure due to short-circuiting and plate shredding, ensuring reliability and durability.



- **Cold Forged Terminal Posts**

Deliver maximum performance with minimum terminal corrosion.

SEVERE DUTY

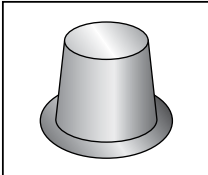
- **Dual Purpose/High Cycle**

Proprietary "tight-pack" plate construction – with an extra glass mat layer – enables maximum performance and durability in commercial vehicle applications. Severe Duty Series batteries balance a combination of cranking power, cycling capability, vibration resistance, and system capacity, helping assure reliability in off-road, line-haul truck, coach, and emergency vehicle applications.

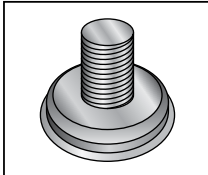
Heavy Duty Battery Specifications

BCI Group	Model Description	Item Number	Electrical Capacity				Inches			Millimeters			Product Footnotes
			Volts	CCA Rating	CA Rating	RC Minutes	L	W	H	L	W	H	
HEAVY DUTY COMMERCIAL 31 MAINTENANCE FREE STARTING BATTERIES													
31	31A-1100	C311100A	12	1100	1375	185	13.00	6.75	9.44	330	171	240	AHJKM
	31S-1100	C311100S	12	1100	1375	185	13.00	6.75	9.44	330	171	240	FHJKM
	31A-940	C31940A	12	940	1175	175	13.00	6.75	9.44	330	171	240	AHJKM
	31S-940	C31940S	12	940	1175	175	13.00	6.75	9.44	330	171	240	FHJKM
	31A-750	C31750A	12	750	940	165	13.00	6.75	9.44	330	171	240	AHJKM
	31S-750	C31750S	12	750	940	165	13.00	6.75	9.44	330	171	240	FHJKM
SEVERE DUTY COMMERCIAL 31 MAINTENANCE FREE STARTING BATTERIES													
31	31A-SD1000	C311000A	12	1000	1250	180	13.00	6.75	9.44	330	171	240	AHJKMT
	31S-SD1000	C311000S	12	1000	1250	180	13.00	6.75	9.44	330	171	240	FHJKMT
	31A-SD775	C31775A	12	775	970	175	13.00	6.75	9.44	330	171	240	AHJKMT
	31S-SD775	C31775S	12	775	970	175	13.00	6.75	9.44	330	171	240	FHJKMT
HEAVY DUTY COMMERCIAL STARTING BATTERIES													
4D	4D-1300	C4D1300	12	1300	1625	375	20.63	8.63	10.00	524	219	254	AIJM
	4D-1000	C4D1000	12	1000	1250	300	20.63	8.63	10.00	524	219	254	AIJM
8D	8D-1400	C8D1400	12	1400	1750	400	20.63	10.94	10.00	524	278	254	AIJM
	8D-1100	C8D1100	12	1100	1375	325	20.63	10.94	10.00	524	278	254	AIJM
8B	8B-1400	C8B1400	12	1400	1750	400	21.75	10.94	9.56	552	278	243	BIJM
	8B-1100	C8B1100	12	1100	1375	325	21.75	10.94	9.56	552	278	243	BIJM
4H	4H-950	C04950	6	950	1190	300	12.63	7.00	9.50	321	178	241	AIM


Type A



Type S



Bus



Key

- A** = Automotive / SAE Top Terminal
- B** = Bus / Hanging Terminal with Fastener
- F** = Stainless Steel Threaded Stud Terminal
- H** = Flush Manifold Vented Cover
- I** = Cover with POD Vents or Individual Vent Caps

- J** = Battery Fitted with Handle or Lifting Lug
- K** = PROeye Fluid Indicator (Available Option)
- M** = Calcium Alloy Construction: Maintenance Free Service
- T** = TightPack Cell Construction

The Power Behind Performance



1445 Majestic Drive | P.O. Box 990
 Fremont, OH 43420-0990 USA
 +1-419-334-7181 | Fax +1-419-334-7124
 www.crownbattery.com
 sales@Crownbattery.com



31A-940



31S-940



31A-SD775



31S-SD775



4H-950



4D-1000



8D-1400