



2013


Battery Applications
& Specifications

About YUASA

Yuasa Battery, Inc. has been manufacturing POWERSPORTS batteries in the United States to uncompromisingly high standards since 1979. Yuasa Battery pioneered the AGM battery in 1985. We are the largest American manufacturer and the largest distributor of batteries for motorcycles, snowmobiles, scooters, all terrain vehicles and personal watercraft.



Manufacturing Facility | Laureldale, PA, U.S.A.



In addition to our vast replacement business, we are the preferred original equipment supplier to most of these same markets. By producing batteries that generate more power, last longer, and require minimum maintenance, Yuasa Battery, Inc. has achieved a leadership position in small engine starting batteries. Continuous research and development, along with unwavering standards of manufacturing quality, will help maintain our position as market leader around the world.

10 things you can do at www.yuasabatteries.com

- Use “Quick Search” to find the right battery for your vehicle
- Buy selected Yuasa® batteries on-line
- Find the Yuasa battery dealer closest to you
- Watch a video on battery basics and safety
- Learn how to maintain and extend the life of a battery
- Get tips for storage and spring start-up
- Find “Quick Links” to powersports vehicle manufacturers
- Download our Technical Manual or the latest edition of the Yuasa Battery Applications & Specifications catalog
- Review our Frequently Asked Questions (FAQs)
- Contact Yuasa with your questions or comments



**Want an OEM quality battery?
Say “YOU · AH · SAH”**

Everybody knows that Yuasa makes a great powersports battery. But not everybody knows how to pronounce our name. So just to be sure you know how to ask for the best powersports battery, we've provided the phonetic spelling at left.

General

Battery Types	2-3
Cutaway Diagram	4

Battery Information

Features and Benefits.....	5
Terminal Types.....	6
Hardware & Accessories.....	7

Specifications

AGM Battery Specifications.....	8-9
Conventional Battery Specifications	10-13
Japanese Tractor Battery Specifications	13
Battery Upgrade Cross Reference Chart.....	14
Battery Supplier Cross Reference	14-15

Applications

Motorcycle.....	16-26
Utility Vehicle (UTV).....	26
Scooter	27
All Terrain Vehicle (ATV).....	28-30
Personal Watercraft (PWC).....	30
Snowmobile.....	31-32

Battery Numbers

Designation of Battery Type Numbers.....	32
--	----

Chargers and Accessories

Consumer Products	33
Professional Shop Products	34
Merchandising Aids	35-37

DISCLAIMER

The replacement battery information published in this book has been obtained from the equipment manufacturers listed, except as otherwise noted. Users are cautioned that the information contained in this book was the most current information provided to us at the time of publication. The information is subject to change upon notice from equipment manufacturers or field experience. Users should always use the most current edition of the Yuasa Battery Applications and Specifications. Yuasa expressly denies any responsibility for the accuracy of the information provided to us. While we have made every effort to accurately catalog the replacement battery information contained in this book, Yuasa denies any liability for damages as a consequence of using the information in this book. Users should also attempt to obtain replacement battery information from the equipment manufacturer's user manual or service department for their specific application.

Best

Introducing the GYZ Series – Next Generation Powersports Battery

- AGM (Absorbed Glass Mat) separators with superior grid and component designs
- Improved charge recovery capability from a deeply discharged condition
- Longer shelf life
- Improved life cycle performance
- Extreme vibration resistance
- Supplied “Factory Activated” (non-spillable)
- Heavy duty, flush mounted terminals. Patent pending embedded brass nut
- Upgrade for customized motorcycles requiring the best performance



High Performance / AGM



- All the features of a standard AGM battery plus increased power
- H Series: Increased Power - up to 30% more cranking amps
- YTZ Series: Small size, lightweight, huge power

Better

AGM

- Maintenance Free. No need to add water but periodic charging required when not in use
- Absorbed Glass Mat (AGM) Separators – an advanced battery technology that eliminates the need to ever add water
- Non-spillable – all acid is absorbed in special plates and AGM separators
- Advanced lead-calcium technology – holds its specific gravity more than 3 times longer than conventional lead antimony batteries
- Available “Factory Activated” or “Dry with an Acid Pack”



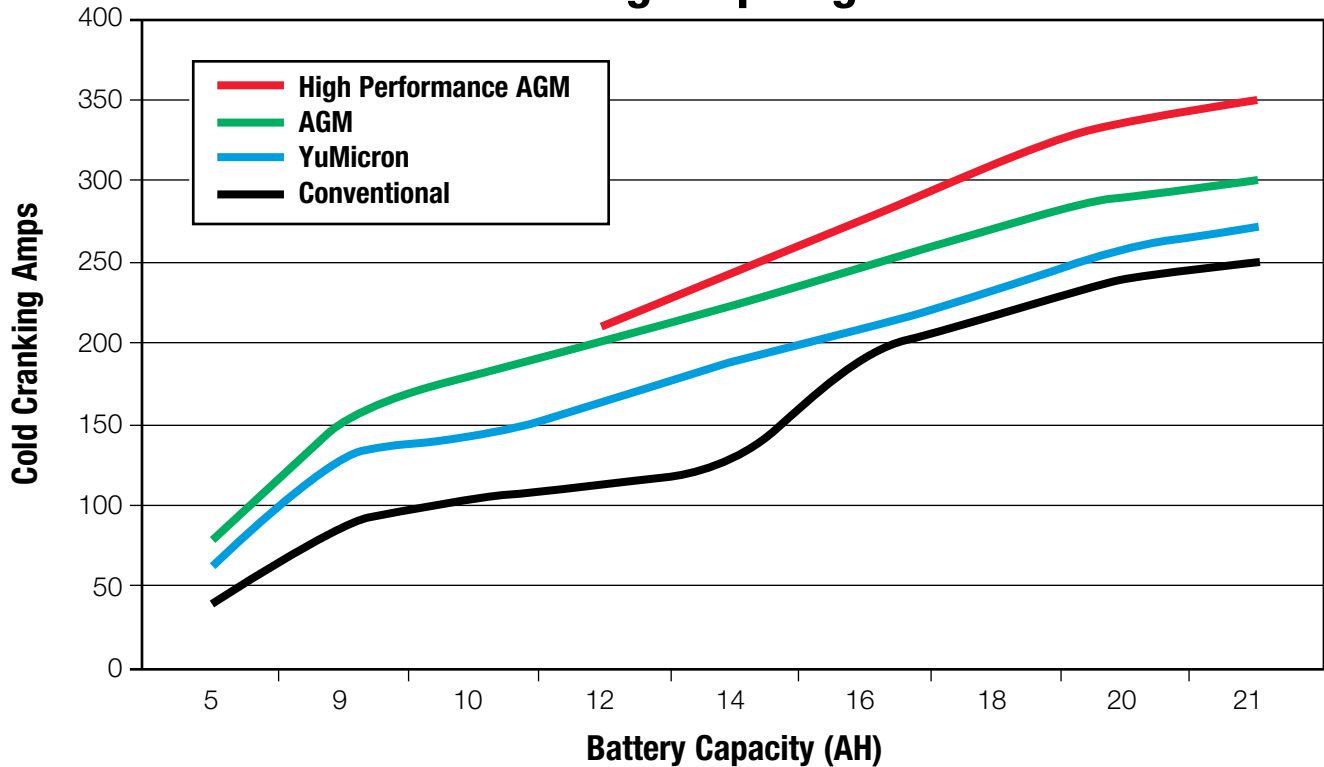
Good

YuMicron / Conventional

- Special thin separators – allow two extra plates per cell to be installed, for a 30% improvement in cranking performance
- Sulfate stop to reduce battery sulfation
- Engineered to protect against corrosion, withstand vibration, and deliver high cranking power
- Full product line
- 6 Volt and 12 Volt



Cold Cranking Amperage Table



AGM Cutaway Diagram

Patented Sealed Post

prevents acid seepage, reduces corrosion, extends battery life

Thru-Partition Construction

provides shorter current path with less resistance than "over the partition" construction, so you get more cranking power when you need it

Safety Valve Flame/Arrestor

relieves excess pressure

Special Active Material

compounded to withstand vibration, prolong battery life and dependability

Special Grid Design

withstands severe vibration, assures maximum conductivity

Heat Sealed Case to Cover


bonded unit provides greater strength; protects against seepage and corrosion

Polypropylene Cover and Container

assures reserve electrolyte capacity for cooler operating temperatures; provides greater resistance to gas and oil; withstands higher impact in extreme weather conditions

Special Separator

makes the battery spill-proof. Valve regulated design eliminates water loss and the need to refill with acid

























































FEATURES AND BENEFITS

Component	Features	Benefits
Cast Grid	Special Grid Design	Severe vibration resistance & improved conductivity
Active Material	Proprietary Formulation	Reduced shedding, maximum utilization & long service life
Pasted Plates	Specified Thickness & Weight	Ensures vibration resistance through precise compression & proper service life through specified active material balance
Dried-Charged Plates	Tank Formed & Dried Plates	Properly dried plates in a sealed battery have a virtually limitless shelf-life, while still retaining 70-80% state of charge when initially filled with acid
Top Lead Connections	Through-Partition Construction, Large Straps	Shorter current path for increased electrical conductivity & higher starting currents, heavier parts for maximum durability
Case-Cover Seal	Thermal Bonded Plastic	Air tight seal to prevent air ingress & acid seepage
Terminal-Cover Seal	Patented Poly-Seal Terminal	Eliminates acid seepage, reduces corrosion & extends battery life
Case & Cover	Polypropylene	Superior resistance to gasoline & oil, impact resistant in extreme weather conditions
Additive	Sulfate Stop (Some models)	Sulfate stop added to reduce the solubility of lead into the acid, which then reduces battery sulfation potential
YuMicron		
Separator	Leaf or Envelope Separator	Polyethylene with glass mat sheet bonded for compression to withstand severe vibration conditions
YTX		
Separator	AGM (Absorbed Glass Mat)	Absorbs acid while creating cell compression for extreme vibration resistance
Top Lead Alloy	Calcium Alloy	Increased weld strength & severe vibration resistance
Vent System	Valve & Flame Arrestor	Valve relieves excess pressure to prevent bursting, flame arrestor frit prevents internal combustion
High Performance AGM		
Grid System	Computer-Designed Radial Grids	Increased conductivity for higher starting wattage, increased vibration resistance
Separator	Puncture Resistant AGM (Absorbed Glass Mat) Material	High puncture resistant separator for increased service in high vibration applications

See also Cutaway Diagram on page 33.

TERMINAL TYPES

Terminal shapes vary from one battery to another. By identifying the correct replacement battery from the listing in this book, you are assured of the proper terminal configuration. For custom applications, refer to the following chart to identify terminal shape and corresponding batteries.

Terminal					Battery Type				
Type	Illustration	Front	Side	Top					
1					YB7C-A YB14L-A1	YTX16-BS-1			
2					YB9L-A2 12N5.5-4A YB16AL-A2				
3					Y60-N24AL-B 12N24-3	Y60-N24-A 12N24-3A			
4					GYZ20L YB30L-B YTX15L-BS YTX20L-BS	Y50-N18L-A3 YX30L-BS YTX16-BS YTX24HL-BS	YB12C-A YX30L-BS-PW YTX20-BS YTX20HL-BS	YB16B-A YTX14AHL-B YTX20H-BS	YB30CL-B YTX14AH-BS YTX20HL-BS-PW
5					GYZ16H YB4L-B YTX14L-BS YTX7L-BS	KMX14-BS YT12A-BS YTX20CH-BS YTX9-BS	YB16C-B YTX12-BS YTX4L-BS YTZ7S	YB16CL-B YTX14-BS YTX5L-BS	YB4L-A YTX14H-BS YTX7A-BS
6					YB3L-A YB7L-B YB12A-A YB16-B 12N5-3B 12N7-4A 12N9-4B-1 6N6-3B B54-6	YB3L-B YB9A-A YB12AL-A YB-16-B-CX 12N5-4B 12N7-4B 12N10-3A 6N6-3B-1 B38-6A	YB5L-B YB9-B YB12AL-A2* YB16L-B 12N5.5-3B 12N7D-3B 12N10-3A-1 6N11A-1B	YB7-A YB9L-B YB12A-B YB16HL-A-CX 12N5.5A-3B 12N9-3A-1 12N12A-4A-1 6N11-2D	YB7B-B YB10L-B YB14A-A1 SYB16L-B 12N7-3B 12N9-3B 6N12A-2D B39-6
7					HYB16A-AB Y50-N18A-A	YB16B-A1** Y50-N18L-A	YB18-A T50-N18L-A-CX	YB18L-A SY50-N18L-AT	
8					YB10A-A2 YB14-A2 YB14-B2 12N14-3A	YB10L-A2 YB14A-A2 YB14L-B2	YB10L-B2 YB14L-A2 12N10-3A-2	YB12B-B2 SYB14L-A2 12N11-3A-1	
9					YHD-12H 12N9-3A				
10					51814	51913	53030		
11					YT9B-BS YT7B-BS	YTZ10S	YTZ12S YT12B-BS	YTZ14S	YT14B-BS
					Note: Terminal is Brass Plated Steel				
12					YTR4A-BS				
13					YT4B-BS				
14					GYZ20H GYZ20HL				
					Note: Encapsulated Brass Nut				

** Includes terminal adaptor for converting to side mount.
* Includes terminal adaptor for converting to top mount.

HARDWARE

Part No.	Includes**	Fits		
478030*	12mm lg. stainless steel hex bolt 20mm lg. stainless steel hex bolt 6mm stainless steel nut, washer and round brass spacer	YTX15L-BS YTX24HL-BS	YTX20(H)-BS YB30L-B	YTX20(H)L-BS YB30CL-B
479100	12mm lg. stainless steel hex bolt 6mm stainless steel rectangular nut	Y50-N18L-A3 YTX14-BS YTX14AHL-BS	YTX9-BS YTX14H-BS GYZ16H	YTX12-BS YTX14AH-BS
479101	12mm lg. stainless steel hex bolt 6mm stainless steel rectangular nut	YTX15L-BS YTX24HL-BS GYZ20L	YTX20(H)-BS YB30L-B YIX30L-BS-PW	YTX20(H)L-BS-PW YB30CL-B
479102	14mm lg. stainless steel hex bolt 6mm stainless steel square nut	YB16CL-B	YB16C-B	
479104*	12mm lg. stainless steel hex bolt 20mm lg. stainless steel hex bolt 6mm stainless steel nut, washer and round brass spacer	YTX14L-BS		
479643*	12mm lg. stainless steel hex bolt 20mm lg. stainless steel hex bolt 6mm stainless steel nut, washer and square brass spacer	YTX20H-BS YIX30L-BS	YTX20HL-BS	YTX24HL-BS
479699	12mm lg. stainless steel hex bolt 6mm star washer	GYZ20H	GYZ20HL	
5BNBSSF6M	11mm lg. stainless steel hex bolt 6mm stainless steel hex nut	12N7-3B 12N9-3B 12N12A-4A-1 YB7B-B YB9L-B YB10L-B YB12A-B YB14A-A1 YB14L-B2	12N7-4A 12N9-3A-1 12N14-3A YB9-B YB10A-A2 YB10L-B2 YB12AL-A YB14A-A2 YB14L-A2	12N7-4B 12N9-4B-1 YB7-A YB9A-A YB10L-A2 YB12A-A YB14-A2 YB14-B2 YB16AL-A2
5BNBSS14M	14mm lg. stainless steel hex bolt 6mm stainless steel hex nut and round brass spacer	YB14L-A1 YB18-A Y50-N18L-A	HYB16A-AB YB18L-A SY50-N18L-A	YB16L-B YHD-12H
5BNBSS22M	22mm lg. stainless steel hex bolt 6mm stainless steel hex nut and round brass spacer	YB16-B YB16L-B	YB16-B-CX	YB16HL-A-CX

* Use of thread locking agent recommended.

** All hardware listed above is M6 thread.

ACCESSORIES

Part No.	Includes	Fits	
478651	Battery Terminal Cover Kit: • (1) plastic protector • (2) rubber bumpers • Instructions	YTX20(H)-BS	YTX20(H)L-BS <i>for Harley-Davidson models:</i> 1991-1996 FXD (Dyna Glide) 1984-1996 FLST (Softail) 1979-1996 XLH (Sportster) 1982-1994 FXR
478543	20mm plastic height spacer	Included with YTX20HL-PW, use when replacing YB16CL-B	
479020	10mm plastic height spacer	Included with YTX14AH, use when replacing YB14A-A2	
5EXTKW650	650mm long clear vent tube	Various applications	
5EXTKW750	750mm long clear vent tube	Various applications	
479843	17mm plastic height spacer	Included with YIX30L-PW use when replacing YB30CLB	

BATTERY SPECIFICATIONS

AGM, High Performance

Factory Activated (Non-Spillable)

12 VOLT

Battery Type	Capacity AH (10H-R)	Dimensions – Inches (± 1/16 in)			Dimensions – Millimeters (± 2 mm)			Assembly Figure (As Per Cover Polarity)	Approx Weight with Acid (lbs.)	Terminal Type (Refer to page 6)	Acid Volume (Liter)	Regular Charge Current (Amp)	C.C.A. @ 0 °F (-18 °C)
		L	W	H	L	W	H						
GYZ16H (GYZ®)	16	6	3 7/16	5 3/4	150	87	145		12.4	5	N/A	1.6	240
GYZ20L (GYZ®)	20	6 7/8	3 7/16	6 1/8	175	87	155		15.2	4	N/A	2.0	250
GYZ20H (GYZ®)	20	6 7/8	3 7/16	6 1/8	175	87	155		15.7	14	N/A	2.0	310
GYZ20HL (GYZ®)	20	6 7/8	3 7/16	6 1/8	175	87	155		15.7	14	N/A	2.0	310
YTX14AH*	12	5 5/16	3 1/2	6 9/16	134	89	166		11.1	4	N/A	1.2	210
YTX14AHL	12	5 5/16	3 1/2	6 9/16	134	89	166		11.1	4	N/A	1.2	210
YTX14H	12	6	3 7/16	5 3/4	150	87	145		10.6	5	N/A	1.2	240
YTX20CH	18	6	3 7/16	6 3/8	150	87	161		13.4	5	N/A	1.8	270
YTX20H	18	6 7/8	3 7/16	6 1/8	175	87	155		15.1	4	N/A	1.8	310
YTX20HL	18	6 7/8	3 7/16	6 1/8	175	87	155		15.1	4	N/A	1.8	310
YTX20HL-PW**	18	6 7/8	3 7/16	6 7/8 ^s	175	87	175 ^s		15.1	4	N/A	1.8	310
YTX24HL	21	8 1/8	3 7/16	6 3/8	205	87	162		17.5	4	N/A	2.1	350
YTZ7S	6	4 7/16	2 3/4	4 1/8	113	70	105		4.6	5	N/A	0.6	130
YTZ10S	8.6	6	3 7/16	3 11/16	150	87	93		7.0	11	N/A	0.9	190
YTZ12S	11	6	3 7/16	4 3/8	150	87	110		8.1	11	N/A	1.1	210
YTZ14S	11.2	6	3 7/16	4 3/8	150	87	110		8.6	11	N/A	1.1	230

Fresh Pack (Battery Supplied Dry with an Acid Bottle)

12 VOLT

Battery Type	Capacity AH (10H-R)	Dimensions – Inches (± 1/16 in)			Dimensions – Millimeters (± 2 mm)			Assembly Figure (As Per Cover Polarity)	Approx Weight with Acid (lbs.)	Terminal Type (Refer to page 6)	Acid Volume (Liter)	Regular Charge Current (Amp)	C.C.A. @ 0 °F (-18 °C)
		L	W	H	L	W	H						
YTX14AH-BS*	12	5 5/16	3 1/2	6 9/16	134	89	166		11.1	4	0.66	1.2	210
YTX14AHL-BS	12	5 5/16	3 1/2	6 9/16	134	89	166		11.1	4	0.66	1.2	210
YTX14H-BS	12	6	3 7/16	5 3/4	150	87	145		10.6	5	0.69	1.2	240
YTX20CH-BS	18	6	3 7/16	6 3/8	150	87	161		13.4	5	0.82	1.8	270
YTX20H-BS	18	6 7/8	3 7/16	6 1/8	175	87	155		15.1	4	0.93	1.8	310
YTX20HL-BS	18	6 7/8	3 7/16	6 1/8	175	87	155		15.1	4	0.93	1.8	310
YTX20HL-BS-PW**	18	6 7/8	3 7/16	6 7/8 ^s	175	87	175 ^s		15.1	4	0.93	1.8	310
YTX24HL-BS	21	8 1/8	3 7/16	6 3/8	205	87	162		17.5	4	1.08	2.1	350

* Includes 10mm height spacer for use in replacing YB14A-A1 and YB14A-A2.

** Includes 20mm height spacer for use in replacing YB16CL-B.

BATTERY SPECIFICATIONS

AGM

Better

Factory Activated (Non-Spillable)

12 VOLT

Battery Type	Capacity AH (10H-R)	Dimensions – Inches (± 1/16 in)			Dimensions – Millimeters (± 2 mm)			Assembly Figure (As Per Cover Polarity)	Approx Weight with Acid (lbs.)	Terminal Type (Refer to page 6)	Acid Volume (Liter)	Regular Charge Current (Amp)	C.C.A. @ 0 °F (-18 °C)
		L	W	H	L	W	H						
YTX9	8	6	3 7/16	4 3/16	150	87	105		6.6	5	N/A	0.9	135
YTX12	10	6	3 7/16	5 1/8	150	87	130		9.2	5	N/A	1.2	180
YT12B	10	6	3 7/16	5 1/8	150	87	130		9.2	5	N/A	1.2	180
YTX14	12	6	3 7/16	5 3/4	150	87	145		9.7	5	N/A	1.4	200
YTX14L	12	6	3 7/16	5 3/4	150	87	145		9.7	5	N/A	1.4	200
YTX15L	13	6 7/8	3 7/16	5 1/8	175	87	130		11.0	4	N/A	1.3	230
YTX20	18	6 7/8	3 7/16	6 1/8	175	87	155		13.9	4	N/A	1.8	270
YTX20L	18	6 7/8	3 7/16	6 1/8	175	87	155		13.9	4	N/A	1.8	270
YIX30L	30	6 9/16	5	6 7/8	166	126	175		22.0	4	N/A	3	385
YIX30L-PW**	30	6 9/16	5	6 7/8	166	126	175		22.0	4	1.40	3.0	385

Fresh Pack (Battery Supplied Dry with an Acid Bottle)

12 VOLT






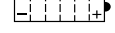

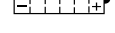







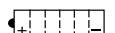
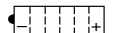



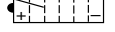

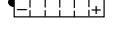
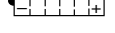
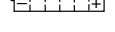




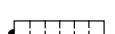


Battery Type	Capacity AH (10H-R)	Dimensions – Inches (± 1/16 in)			Dimensions – Millimeters (± 2 mm)			Assembly Figure (As Per Cover Polarity)	Approx Weight with Acid (lbs.)	Terminal Type (Refer to page 6)	Acid Volume (Liter)	Regular Charge Current (Amp)	C.C.A. @ 0 °F (-18 °C)
		L	W	H	L	W	H						
YTR4A-BS	2.3	4 1/2	1 15/16	3 3/8	114	49	86		2.4	12	0.14	0.3	45
YT4B-BS	2.3	4 1/2	1 9/16	3 7/16	114	39	86.5		2.4	13	0.12	0.3	40
YTX4L-BS	3	4 1/2	2 13/16	3 3/8	114	71	86		3.4	5	0.18	0.4	50
YTX5L-BS	4	4 1/2	2 13/16	4 3/16	114	71	106		4.2	5	0.24	0.5	80
YT7B-BS	6.5	6	2 9/16	3 11/16	150	65	93		5.9	11	0.33	0.7	120
YTX7A-BS	6	6	3 7/16	3 3/4	150	87	94		6.3	5	0.33	0.7	105
YTX7L-BS	6	4 1/2	2 13/16	5 3/16	114	71	131		6.1	5	0.33	0.6	100
YT9B-BS	8	6	2 3/4	4 1/8	150	70	105		8.7	11	0.40	0.8	115
YTX9-BS	8	6	3 7/16	4 3/16	150	87	105		6.6	5	0.40	0.9	135
YT12A-BS	10	6	3 7/16	4 3/16	150	87	105		7.7	5	0.47	1.0	175
YT12B-BS	10	6	2 3/4	5 1/8	150	69	130		9.0	11	0.52	1.0	215
YTX12-BS	10	6	3 7/16	5 1/8	150	87	130		9.2	5	0.60	1.2	180
KMX14-BS*	12	6	3 7/16	5 3/4	150	87	145		8.1	5	0.69	1.4	200
YT14B-BS	12	6 1/8	2 3/4	5 3/4	150	70	145		11.8	11	0.60	1.2	210
YTX14-BS	12	6	3 7/16	5 3/4	150	87	145		9.7	5	0.69	1.4	200
YTX14L-BS	12	6	3 7/16	5 3/4	150	87	145		9.7	5	0.69	1.4	200
YTX15L-BS	13	6 7/8	3 7/16	5 1/8	175	87	130		11.0	4	0.69	1.3	230
YTX16-BS	14	6	3 7/16	6 3/8	150	87	161		12.6	4	0.78	1.4	230
YTX16-BS-1	14	6	3 7/16	6 3/8	150	87	161		12.6	1	0.78	1.4	230
YTX20-BS	18	6 7/8	3 7/16	6 1/8	175	87	155		13.9	4	0.93	1.8	270
YTX20L-BS	18	6 7/8	3 7/16	6 1/8	175	87	155		13.9	4	0.93	1.8	270
YIX30L-BS	30	6 9/16	5	6 7/8	166	126	175		22.0	4	1.40	3.0	385
YIX30L-BS-PW**	30	6 9/16	5	6 7/8	166	126	175		22.0	4	1.40	3.0	385

* Available at Kawasaki dealers only.
** Includes 17mm height spacer for replacing YB30CL-B

BATTERY SPECIFICATIONS

High Performance, Conventional (YuMicron)

12 VOLT

Battery Type	Capacity AH (10H-R)	Dimensions – Inches (± 1/16 in)			Dimensions – Millimeters (± 2 mm)			Assembly Figure (As Per Cover Polarity)	Approx Weight w/out Acid (lbs.)	Terminal Type (Refer to page 6)	Acid Volume (oz.)	Regular Charge Current (Amp)
		L	W	H	L	W	H					
YB25L-C	2.5	3 3/16	2 3/4	4 1/8	80	70	105		1.7	-	8.1	0.3
YB25L-C-1	2.5	3 3/16	2 3/4	4 1/8	80	70	105		1.7	-	8.1	0.3
YB3L-A	3	3 7/8	2 1/4	4 3/8	98	56	110		2.5	6	8.1	0.3
YB3L-B	3	3 7/8	2 1/4	4 3/8	98	56	110		2.5	6	8.1	0.3
YB4L-A	4	4 3/4	2 3/4	3 5/8	120	70	92		2.8	5	10.1	0.4
YB4L-B	4	4 3/4	2 3/4	3 5/8	120	70	92		2.8	5	10.1	0.4
YB5L-B	5	4 3/4	2 3/8	5 1/8	120	60	130		3.5	6	12.2	0.5
YB6L-B	6	5 1/2	2 7/8	3 17/18	138	72.5	100		3.5	6	12.2	0.5
YB7-A	8	5 5/16	3	5 1/4	135	75	133		5.1	6	20.3	0.8
YB7B-B	7	6	2 3/8	5 1/8	150	60	130		4.0	6	16.9	0.7
YB7C-A	8	5 1/8	3 9/16	4 1/2	130	90	114		5.1	1	20.3	0.8
YB7L-B	8	5 5/16	3	5 1/4	135	75	133		5.1	6	20.3	0.8
YB9A-A	9	5 5/16	3	6 1/8	135	75	155		5.3	6	20.3	0.9
YB9L-A2	9	5 5/16	3	5 1/2	135	75	139		5.3	2	20.3	0.9
YB9-B	9	5 5/16	3	5 1/2	135	75	139		5.3	6	20.3	0.9
YB9L-B	9	5 5/16	3	5 1/2	135	75	139		5.3	6	20.3	0.9
YB10A-A2	11	5 5/16	3 9/16	6 1/8	135	90	155		7.0	8	27.0	1.1
YB10L-A2	11	5 5/16	3 9/16	5 3/4	135	90	145		7.0	8	27.0	1.1
YB10L-B	11	5 5/16	3 9/16	5 3/4	135	90	145		7.0	6	27.0	1.1
YB10L-B2	11	5 5/16	3 9/16	5 3/4	135	90	145		7.0	8	27.0	1.1
YB12A-A	12	5 5/16	3 3/16	6 5/16	134	80	160		6.8	6	27.0	1.2
YB12A-A ^{W/S ▲}	12	5 5/16	3 3/16	6 5/16	134	80	160		6.8	6	27.0	1.2
YB12A-A ^{W/TA **}	12	5 5/16	3 3/16	6 5/16	134	80	160		6.8	6	27.0	1.2
YB12AL-A ^{W/TA D}	12	5 5/16	3 3/16	6 5/16	134	80	160		6.8	6	25.4	1.2
YB12AL-A	12	5 5/16	3 3/16	6 5/16	134	80	160		6.8	6	25.4	1.2
YB12AL-A2*	12	5 5/16	3 3/16	6 5/16	134	80	160		6.8	8	25.4	1.2
YB12A-B	12	5 5/16	3 3/16	6 5/16	134	80	160		6.8	6	25.4	1.2
YB12B-B2	12	6 5/16	3 9/16	5 1/8	160	90	130		7.1	8	27.0	1.2
YB12C-A	12	5 5/16	3 9/16	6 7/8	134	80	175		7.1	4	27.0	1.2
YB14-A2	14	5 5/16	3 1/2	6 9/16	134	89	166		7.6	8	30.4	1.4
YB14A-A1	14	5 5/16	3 1/2	6 15/16	134	89	176		7.9	6	30.4	1.4
YB14A-A2	14	5 5/16	3 1/2	6 15/16	134	89	176		7.9	8	30.4	1.4

* Includes terminal adaptor for converting to top mount.
 ** When ordering this battery, specify terminal adaptor.

◻ Discontinued, use YB12AL-A2.
 ▲ When ordering this battery, specify sensor.

BATTERY SPECIFICATIONS

High Performance, Conventional (YuMicron)

12 VOLT

Battery Type	Capacity AH (10H-R)	Dimensions – Inches (± 1/16 in)			Dimensions – Millimeters (± 2 mm)			Assembly Figure (As Per Cover Polarity)	Approx Weight w/out Acid (lbs.)	Terminal Type (Refer to page 6)	Acid Volume (oz.)	Regular Charge Current (Amp)
		L	W	H	L	W	H					
YB14L-A1	14	5 5/16	3 1/2	6 9/16	134	89	166		7.6	1	30.4	1.4
YB14L-A2	14	5 5/16	3 1/2	6 9/16	134	89	166		7.6	8	30.4	1.4
YB14L-A2 ^{WS} ▲	14	5 5/16	3 1/2	6 9/16	134	89	166		7.6	8	30.4	1.4
YB14L-B2	14	5 5/16	3 1/2	6 9/16	134	89	166		7.6	8	30.4	1.4
YB14-B2	14	5 5/16	3 1/2	6 9/16	134	89	166		7.6	8	30.4	1.4
SYB14L-A2 *	14	5 5/16	3 1/2	6 9/16	134	89	166		7.6	8	30.4	1.4
SYB14L-B2 ^{D1} *	14	5 5/16	3 1/2	6 9/16	134	89	166		7.6	8	30.4	1.4
YB16AL-A2	16	8 1/8	2 13/16	6 7/16	207	71.5	164		8.6	2	37.2	1.6
HYB16A-AB	16	6	3 5/8	7 1/16	151	91	180		8.5	7	30.4	1.6
YB16-B	19	6 7/8	4	6 1/8	175	100	155		10.5	6	40.6	1.9
YB16-B-CX	19	6 7/8	4	6 1/8	175	100	155		10.5	6	40.6	1.9
YB16HL-A-CX	19	6 7/8	4	6 1/8	175	100	155		10.5	6	40.6	1.9
YB16L-B	19	6 7/8	4	6 1/8	175	100	155		10.5	6	40.6	1.9
YB16B-A	16	6 5/16	3 9/16	6 3/8	160	90	161		8.4	4	33.8	1.6
YB16B-A1*	16	6 5/16	3 9/16	6 3/8	160	90	161		8.4	7	33.8	1.6
YB16C-B	19	6 7/8	4	6 7/8	175	100	175		10.1	5	40.6	1.9
YB16CL-B	19	6 7/8	4	6 7/8	175	100	175		10.1	5	40.6	1.9
SYB16L-B ^{D2} ♦	19	6 15/16	4	6 1/8	175	100	155		9.3	6	43.9	1.9
YB18-A	18	7 1/8	3 9/16	6 3/8	180	90	162		9.4	7	40.6	1.8
YB18L-A	18	7 1/8	3 9/16	6 3/8	180	90	162		9.4	7	40.6	1.8
Y50-N18A-A	20	8 1/8	3 9/16	6 15/16	205	90	176		11.2	7	50.7	2.0
Y50-N18L-A	20	8 1/8	3 9/16	6 3/8	205	90	162		11.2	7	44.0	2.0
Y50-N18L-A-CX	20	8 1/8	3 9/16	6 3/8	205	90	162		11.2	7	44.0	2.0
Y50-N18L-A3	20	8 1/8	3 9/16	6 3/8	205	90	162		11.2	4	44.0	2.0
SY50-N18L-AT *	20	8 1/8	3 9/16	6 3/8	205	90	162		11.2	7	44.0	2.0
Y60-N24-A	28	7 1/4	4 7/8	6 7/8	184	124	175		14.4	3	57.5	2.8
Y60-N24AL-B ^{D3}	28	7 1/4	4 7/8	6 7/8	184	124	175		14.4	3	57.5	2.8
YB30L-B	30	6 5/8	5 3/16	6 15/16	168	132	176		14.1	4	57.5	3.0
YB30CL-B	30	6 5/8	5 3/16	7 9/16	168	132	192.2		14.5	4	57.5	3.0
51814	19 ^{***}	7 7/16	3 1/4	6 7/8	186	82	171		9.4	10	33.8	1.9
51913	19 ^{***}	7 7/16	3 1/4	6 7/8	186	82	171		9.4	10	33.8	1.9
53030	30 ^{***}	7 7/16	5 1/8	6 7/8	186	130	171		16.1	10	54.1	3.0

^{D1} Discontinued, use YB14L-B2.
^{D2} Discontinued, use YB16L-B.
^{D3} Discontinued, use 53030.
^{***} DIN Standard @ 20 hr. rate.

▲ When ordering this battery, specify sensor.
♦ This battery includes a sensor.
* Includes terminal adaptor for converting to side mount.

BATTERY SPECIFICATIONS

Conventional

6 VOLT

Battery Type	Capacity AH (10H-R)	Dimensions – Inches (± 1/16 in)			Dimensions – Millimeters (± 2 mm)			Assembly Figure (As Per Cover Polarity)	Approx Weight w/out Acid (lbs.)	Terminal Type (Refer to page 6)	Acid Volume (oz.)	Regular Charge Current (Amp)
		L	W	H	L	W	H					
6N2-2A	2	2 3/4	1 7/8	3 3/4	70	47	96		1.0	-	3.4	0.2
6N2-2A-1	2	2 3/4	1 7/8	3 3/4	70	47	96		1.0	-	3.4	0.2
6N2-2A-3	2	2 3/4	1 7/8	3 3/4	70	47	96		1.0	-	3.4	0.2
6N2-2A-4	2	2 3/4	1 7/8	3 3/4	70	47	96		1.0	-	3.4	0.2
6N2-2A-8	2	2 3/4	1 7/8	3 3/4	70	47	96		1.0	-	3.4	0.2
6N2A-2C	2	2 3/4	1 7/8	4 3/16	70	47	106		1.0	-	3.4	0.2
6N2A-2C-1 **	2	2 3/4	1 7/8	4 3/16	70	47	106		1.0	-	3.4	0.2
6N2A-2C-3	2	2 3/4	1 7/8	4 3/16	70	47	106		1.0	-	3.4	0.2
6N4-2A	4	2 13/16	2 13/16	3 3/4	71	71	96		1.3	-	6.8	0.4
6N4-2A-3 D4	4	2 13/16	2 13/16	3 3/4	71	71	96		1.3	-	6.8	0.4
6N4-2A-4	4	2 13/16	2 13/16	3 3/4	71	71	96		1.3	-	6.8	0.4
6N4-2A-5	4	2 13/16	2 13/16	3 3/4	71	71	96		1.3	-	6.8	0.4
6N4-2A-6	4	2 13/16	2 13/16	3 3/4	71	71	96		1.3	-	6.8	0.4
6N4-2A-8	4	2 13/16	2 13/16	3 3/4	71	71	96		1.3	-	6.8	0.4
6N4A-4D	4	2 3/8	2 1/4	5 1/8	61	57	131		1.7	-	6.8	0.4
6N4B-2A	4	4	1 7/8	3 3/4	102	48	96		1.7	-	6.8	0.4
6N4B-2A-3	4	4	1 7/8	3 3/4	102	48	96		1.7	-	6.8	0.4
6N4B-2A-5	4	4	1 7/8	3 3/4	102	48	96		1.7	-	6.8	0.4
6N4C-1B D4	4	2 13/16	2 13/16	4 1/8	71	71	105		1.4	-	6.8	0.4
6N5.5-1D	5.5	3 9/16	2 3/4	3 15/16	90	70	100		1.8	-	10.1	0.6
6N5.5-1D-1 D4	5.5	3 9/16	2 3/4	3 15/16	90	70	100		1.8	-	10.1	0.6
6N6-1B D4	6	3 7/8	2 1/4	4 3/8	99	57	111		2.0	-	10.1	0.6
6N6-3B	6	3 7/8	2 1/4	4 3/8	99	57	111		2.0	6	10.1	0.6
6N6-3B-1	6	3 7/8	2 1/4	4 3/8	99	57	111		2.0	6	10.1	0.6
6N6-1D D4	6	3 7/8	2 1/4	4 3/8	99	57	111		2.0	-	10.1	0.6
6N6-1D-2	6	3 7/8	2 1/4	4 3/8	99	57	111		2.0	-	10.1	0.6
B39-6 D4	7	4 15/16	1 7/8	4 15/16	126	48	126		2.8	6	10.1	0.7
6N11-2D	11	5 7/8	2 3/4	3 15/16	150	70	100		3.5	6	13.5	1.1
6N11A-1B	11	4 13/16	2 7/16	5 1/8	122	62	131		3.5	6	13.5	1.1
B54-6	12	6 1/8	2 1/4	4 9/16	156	57	116		3.8	6	16.9	1.2
6N12A-2D	12	6 1/8	2 1/4	4 9/16	156	57	116		3.8	6	15.2	1.2
B38-6A	13	4 1/16	3 1/4	6 15/16	119	83	161		4.7	6	21.0	1.3
6YB8L-B	8	4 3/4	2 3/4	3 3/4	120	70	95		3.0	6	10.5	0.8
6YB11-2D	11	5 7/8	2 3/4	3 15/16	150	70	100		4.4	6	13.5	1.1

** 6N2A-2C-1 replaces B60-6.
 D4 Discontinued.

BATTERY SPECIFICATIONS

Conventional

12 VOLT

Battery Type	Capacity AH (10H-R)	Dimensions – Inches (± 1/16 in)			Dimensions – Millimeters (± 2 mm)			Assembly Figure (As Per Cover Polarity)	Approx Weight w/out Acid (lbs.)	Terminal Type (Refer to page 6)	Acid Volume (oz.)	Regular Charge Current (Amp)
		L	W	H	L	W	H					
12N5-3B	5	4 3/4	2 3/8	5 1/8	120	60	130		3.1	6	13.5	0.5
12N5-4B	5	4 3/4	2 3/8	5 1/8	120	60	130		3.1	6	13.5	0.5
12N5.5-3B	5.5	5 5/16	2 3/8	5 1/8	135	60	130		4.3	6	13.5	0.6
12N5.5-4A	5.5	5 5/16	2 3/8	5 1/8	135	60	130		4.3	2	13.5	0.6
12N5.5A-3B	5.5	4 1/16	3 9/16	4 1/2	103	90	114		4.3	6	16.9	0.6
12N7-3B	7	5 5/16	3	5 1/4	135	75	133		4.9	6	16.9	0.7
12N7-4A	7	5 5/16	3	5 1/4	135	75	133		4.9	6	16.9	0.7
12N7-4B	7	5 5/16	3	5 1/4	135	75	133		4.9	6	16.9	0.7
12N7D-3B	7	5 5/16	3	5 15/16	135	75	150		4.9	6	20.3	0.7
12N9-3A	9	5 5/16	3	5 1/2	135	75	139		5.4	9	20.3	0.9
12N9-3A-1 D5	9	5 5/16	3	5 1/2	135	75	139		5.4	6	20.3	0.9
12N9-3B	9	5 5/16	3	5 1/2	135	75	139		5.4	6	20.3	0.9
12N9-4B-1	9	5 5/16	3	5 1/2	135	75	139		5.4	6	20.3	0.9
12N10-3A D4	10	5 5/16	3 9/16	5 3/4	135	90	145		6.4	6	27.0	1.0
12N10-3A-1 D4	10	5 5/16	3 9/16	5 3/4	135	90	145		6.4	6	27.0	1.0
12N10-3A-2 D6	10	5 5/16	3 9/16	5 3/4	135	90	145		5.8	8	27.0	1.0
12N11-3A-1 D4	11	5 5/16	3 9/16	6 1/8	135	90	155		7.5	8	27.0	1.1
12N12A-4A-1	12	5 5/16	3 3/16	6 5/16	134	80	160		6.8	6	23.7	1.2
12N14-3A	14	5 5/16	3 1/2	6 9/16	134	89	166		7.5	8	27.0	1.4
12N24-3A	24	7 1/4	4 7/8	6 7/8	184	124	175		12.1	3	40.6	2.4
12N24-3	24	7 1/4	4 7/8	6 7/8	184	124	175		12.1	3	40.6	2.4
YHD-12H	29	8 1/8	5 1/4	6 1/2	206	133	165		13.3	9	67.6	2.8

D5 Discontinued, use YB9L-A2.

D6 Discontinued, use YB10L-A2.

D4 Discontinued.

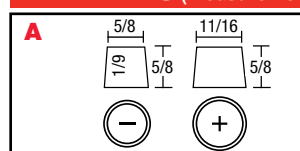
JAPANESE TRACTOR BATTERY SPECIFICATIONS

JIS Type	Reference Number	Plate / Cell	Capacity Ah ▲ (5 hr)	Capacity Ah ▲ (20 hr)	Cranking Performance ▲ (Amps 0 °F)	Reserve Capacity Minutes (80 °F)	Overall Dimensions (inches)			Shipping Weight Dry (lbs.)	Volume Of Acid (oz.)	Charging Current (Amp)	See Key	
							L	W	H				Terminal	Layout
*36B20L(S)	40B19L(S) NS40ZL(S)	9	28	35	275	52	7 3/4	5 1/16	8 15/16	17.9	84.6	3.5	A	2
46B24R	NS60	13	36	45	330	75	9 3/8	5 1/16	8 15/16	20.1	109.0	4.5	B	1
*46B24L(S)	NX60L(S)	13	36	45	330	75	9 3/8	5 1/16	8 15/16	20.1	109.5	4.5	A	2
36B20L	40B19L/NS40ZL	9	28	35	275	52	7 3/4	5 1/16	8 15/16	17.9	91.7	3.5	B	2
*55B24L(S)	NX100S6L(S)	13	36	45	410	70	9 3/8	5 1/16	8 15/16	21.3	109.3	4.5	A	2
95E41R	N100	17	80	100	475	200	16 3/8	6 15/16	9 3/8	38.1	233.1	10	A	1
115F51	N120	21	96	120	420	240	19 7/8	7 3/16	10 1/8	48.7	317.4	12.0	A	3
145F51	NS150	25	120	150	760	296	19 7/8	7 3/16	10 1/8	56.2	370.3	14.0	A	3
145G51	N150	23	120	150	685	240	20 3/16	8 3/4	10 1/8	63.8	337.8	15	A	3
190H52	N200	31	160	200	765	370	20 3/4	11 1/16	10 3/4	81.7	479.7	20	A	3

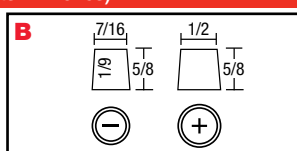
* (S) signifies Standard Terminal

▲ Figures based on JIS/SAE specifications and reference only.

TERMINALS (measurements in inches)

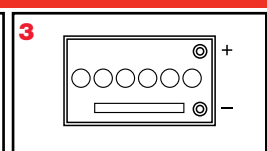
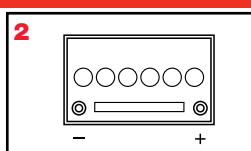
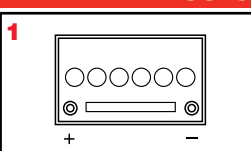


Standard Terminal



Small Terminal

BATTERY LAYOUTS



BATTERY UPGRADE CROSS REFERENCE CHART

AGM Factory Activated	AGM High Performance	AGM	YuMicron CX	YuMicron	Conventional
-	-	-	-	6YB11-2D	6N11-2D
-	YTX4L-BS	YT4L-BS (Discontinued)	-	YB4L-A, YB4L-B	-
YTZ7S	YTX5L-BS	YT5L-BS (Discontinued)	-	-	-
-	-	-	-	YB5L-B	12N5-3B
-	-	-	-	YB7L-B	12N7-3B
-	-	-	-	YB7-A	12N7-4A
-	-	-	-	YB9-B	12N9-4B-1
-	-	-	-	YB9L-B	12N9-3B
-	-	-	-	YB10L-A2	12N10-3A-2
-	-	-	-	YB12A-A	12N12A-4A-1
YTX14H	YTX14H-BS	YTX14-BS	-	-	-
YTX14AH	YTX14AH-BS	-	-	YB14-A2, YB14-B2	-
YTX14AH ^{3,4}	YTX14AH-BS ^{3,4}	-	-	YB14A-A1, YB14A-A2	-
YTX14AHL	YTX14AHL-BS	-	-	YB14L-A2	12N14-3A
YTX14AHL	YTX14AHL-BS	-	-	YB14L-B2	-
YTX20CH	YTX20CH-BS	YTX16-BS	-	-	-
GYZ20H ⁸ , YTX20H ⁸ , YTX20 ²	YTX20H-BS ²	YTX20-BS ²	YB16-B-CX	YB16-B	-
YTX20H, YTX20 ²	YTX20H-BS ²	YTX20-BS ²	-	YB18-A	-
YTX20HL-PW ⁶	YTX20HL-BS-PW ⁶	-	-	YB16CL-B	-
YTX20HL, YTX20L ⁷	YTX20HL-BS ⁷	YTX20L-BS ⁷	YB16HL-A-CX	-	-
YTX20HL, YTX20L ²	YTX20HL-BS ²	YTX20L-BS ²	-	YB16L-B	-
YTX20HL, YTX20L ²	YTX20HL-BS ²	YTX20L-BS ²	-	YB18L-A	-
GYZ20HL ⁸	YTX20HL-BS ²	YTX20L-BS ²	-	-	-
YTX24HL ³	YTX24HL-BS ³	-	Y50-N18L-A-CX	Y50-N18L-A	-
YTX24HL	YTX24HL-BS	-	-	Y50-N18-A3	-
YTX24HL ^{3,1}	YTX24HL-BS ^{3,1}	-	-	SY50-N18-AT	-
YIX30L	YIX30L-BS	-	-	YB30L-B	-
-	-	-	-	YB30CLB	-
YIX30L	YIX30L-BS	-	-	53030	-
YIX30L-PW	YIX30LBS-PW	-	-	YIX30LBS-PW	Y60-N24AL-B (Discontinued)

¹ Eliminates need for sensor (needs to be disabled).

² The YTX20 series batteries may be used as an optional upgrade, but some modification to the hold down may be necessary. See battery label for retrofit cautions.

³ Top and front terminal mounts only.

⁴ Includes 10mm height spacer.

⁵ Includes 17mm height spacer.

⁶ Includes 20mm height spacer for use in replacing YB16CL-B.

⁷ Requires use of Yuasa Cover/Spacer Kit, see part no. 478651.

⁸ For Harley-Davidson Models only.

BATTERY SUPPLIER CROSS REFERENCE

Yuasa	EXIDE	Deka	Delco	Interstate	GS	Motocross	NAPA	Sears	Wal-Mart	Yacht
YTR4A-BS	-	-	-	CYTR4A-BS	GTR4A-5	M62R4A	-	-	-	-
YT4B-BS	-	-	-	CYT4B-BS	GT4B-5	M62T4B	-	-	-	-
YTX4L-BS	4L-BS	-	GT4L-BS	CYTX4L-BS	GT4L-BS	M62X4B	740-1865	44015	ES4LBS	CT4L-BS
YTX5L-BS	5L-BS	-	GTX5L-BS	CYTX5L-BS	GTX5L-BS	M32X5B	-	44022	-	-
YTX7A-BS	7A-BS	-	-	CYTX7A-BS	GTX-7A-BS	M32X7A	-	44023	-	CTX7A-BS
YT7B-BS	-	-	-	CYT7B-BS	GT7B-4	M62T7B	-	-	-	-
YTX7L-BS	7L-BS	-	-	CYTX7L-BS	GTX7L-BS	M327BS	-	44024	-	CTX7L-BS
YTZ7S	-	-	-	FAYTZ7S	GT6B-3	M727ZS	-	-	-	-
YTX9-BS	9-BS	ETX9	GTX9-BS	CYTX9-BS	GTX9-BS	M329BS	740-1825	44025	-	CTX9-BS
YT9B-BS	-	-	-	CYT9B-BS	GT9B-4	M629B4	-	-	-	-
YTZ10S	-	-	-	FAYTZ10S	-	M7210A	-	-	-	-
YTX12-BS	12-BS	ETX12	GTX12-BS	CYTX12-BS	GTX12-BS	M3RH2S	740-1866	44016	ES12BS	CTX12-BS
YT12B-BS	-	-	-	CYT12B-BS	GT12B-4	M6212B	-	-	-	-
YTZ12S	-	-	-	FAYTZ12S	-	M7212A	-	-	-	-
YTX14-BS	14-BS	ETX14	GTX14-BS	CYTX14-BS	GTX14-BS	M3RH4S	740-1886	44017	ES14BS	CTX14-BS
YTX14AH-BS	-	ETX15	-	CYTX14AH-BS	-	M62H4A	-	44004	-	-
YTX14AHL-BS	-	ETX15L	-	CYTX14AHL-BS	-	M62H4L	-	44005	-	-
YT14B-BS	-	-	-	CYT14B-BS	GT14B-4	M624B4	-	-	-	-
YTX14L-BS	-	-	-	CYTX14L-BS	-	-	-	-	-	-
YTZ14S	-	-	-	FAYTZ14S	-	M72Z14	-	-	-	CTX20L-BS
YTX15L-BS	-	-	-	CYTX15L-BS	-	M6215L	-	44162	-	-
YTX16-BS	-	-	-	CYTX16-BS	-	M32X6S	-	-	-	-
YTX20-BS	16-BS	ETX16	-	CYTX20-BS	GT16-BS	M32RBS	-	44028	-	-
YTX20CH-BS	-	-	-	CYTX20CH-BS	-	M6220C	-	-	-	-
YTX20L-BS	16L-BS	ETX16L	-	CYTX20L-BS	GT16L-BS	M320BS	-	44027	-	-
YTX20L-BS	20L-BS	ETX20L	-	CYTX20L-BS	GTX20L-BS	M320BS	-	44027	-	CTX20L-BS
YTX24HL-BS	18L-BS	ETX18L	-	CYTX24HL-BS	GTX18L-BS	M6250H	-	44006	-	-
YIX30L-BS	-	ETX30L	-	CYIX30L-BS	YGIX30	M7230L	-	-	-	-

BATTERY SUPPLIER CROSS REFERENCE

Yuasa	EXIDE	Deka	Delco	Interstate	GS	Motocross	NAPA	Sears	Wal-Mart	Yacht
YB2.5L-C	2.5L-C	-	-	YB2.5L-C	CB2.5L-C	M325LC	-	44035	-	CB2.5L-C
YB2.5L-C-1	2.5L-C-1	-	-	YB2.5L-C-1	CB2.5L-C-1	M32LC1	-	44036	-	CB2.5L-C-1
YB3L-A	3L-A	-	-	YB3L-A	CB3L-A	M323LA	-	44037	-	CB3L-A
YB3L-B	3L-B	-	-	YB3L-B	CB3L-B	M223LB	-	44038	-	CB3L-B
YB4L-A	4L-A	-	-	YB4L-A	CB4L-A	M224LA	-	44039	-	CB4L-A
YB4L-B	4L-B	-	MC0414	YB4L-B	CB4L-B	M324LB	740-1861	44014	-	CB4L-B
YB5L-B	5L-B	-	-	YB5L-B	CB5L-B	M325LB	740-1868	44353	-	CB5L-B
YB7-A	7-A	-	-	YB7-A	CB7-A	M227AY	-	44040	-	CB7-A
YB7C-A	7C-A	-	-	YB7C-A	CB7C-A	M227CY	M227CY	44041	-	CB7C-A
YB7L-B	7L-B	-	-	YB7L-B	CB7L-B	M2273Y	-	44042	-	CB7L-B
YB9A-A	9AA	-	CB9A-A	YB9A-A	CB9A-A	M329AY	740-1872	44043	-	CB9A-A
YB9L-A2	9L-A2	-	-	YB9L-A2	CB9L-A2	M2292Y	-	44044	-	CB9L-A2
YB9-B	9-B	-	-	YB9-B	CB9-B	M329BY	740-1858	44356	-	CB9-B
YB9L-B	9LB	-	-	YB9L-B	CB9L-B	M329LY	740-1837	44045	-	CB9L-B
YB10A-A2	10A-A	-	-	YB10A-A2	CB10A-A	M321AY	-	44046	-	CB10A-A
YB10L-A2	10LA2	-	MC1114	YB10L-A2	CB10L-A2	M3210Y	740-1857	44355	ES10LA2	CB10L-A2
YB10L-B	10L-B	-	-	YB10L-B	CB10L-B	M321LB	740-1831	44047	-	CB10L-B
YB10L-B2	10L-B2	-	-	YB10L-B2	CB10L-B2	M221L2	740-1832	44048	-	-
YB12A-A	12AA	-	MC1216	YB12A-A	CB12A-A	M3212Y	740-1854	44358	ES12AA	CB12A-A
YB12AL-A	12AL-A	-	-	YB12AL-A	CB12AL-A	M3221Y	740-1873	44052	-	CB12AL-A
YB12A-B	12A-B	-	-	YB12A-B	CB12A-B	M222AB	-	44053	-	CB12A-B
YB12B-B2	12B-B2	-	-	YB12B-B2	CB12B-B2	M221B2	-	44054	-	CB12B-B2
YB12C-A	12C-A	-	-	YB12C-A	CB12C-A	M222CA	-	44055	-	CB12C-A
YB14-A2	14-A2	-	-	YB14-A2	CB14-A2	M3214H	740-1864	44363	-	CB14-A2
YB14A-A1	14AA1	-	-	YB14A-A1	CB14A-A	M224A1	740-1826	44056	-	CB14A-A1
YB14A-A2	14AA2	-	MC1418	YB14A-A2	CB14A-A2	M3214A	740-1860	-	ES14AA2	CB14A-A2
YB14L-A1	14L-A1	-	-	YB14L-A1	CB14L-A1	M22141	-	44057	-	CB14L-A1
YB14L-A2	14L-A2	-	MC1406	YB14L-A2	CB14L-A2	M3214Y	740-1851	44364	ES14L-A2	CB14L-A2
YB14L-B2	14L-B2	-	-	YB14L-B2	CB14L-B2	M2214B	740-1828	44059	-	CB14L-B2
YB14-B2	14-B2	-	-	YB14-B2	CB14-B2	M224B2	-	44060	-	CB14-B2
SYB14L-A2	14LA2	-	-	SYB14L-A2	SCB14-LA2	M2214S	-	44061	-	SCB14-LA2
SYB14L-B2	14LB2	-	-	SYB14L-B2	SCB14-LB2	M22B4S	-	44062	-	SCB14-LB2
YB16AL-A2	16ALA2	-	CB16AL-A2	YB16AL-A2	CB16AL-A2	M32162	740-1877	44063	-	CB16AL-A2
HYB16A-AB	16AA	-	-	HYB16A-AB	HCB16A-A	M32H6B	740-1867	44064	-	HCB16A-A
YB16-B	16B	-	MC1912	YB16-B	CB16-B	M3216Y	740-1852	44366	ES16B	CB16-B
YB16L-B	16LB	-	-	YB16L-B	CB16L-B	M3216K	740-1827	44065	-	CB16L-B
YB16-B-CX	16B-LM	-	-	YB16-B-LM	GT16-BS	M3216C	-	44029	-	CB16-B-LM
YB16HL-A-CX	16HL-A-LM	-	-	YB16HL-A-LM	GT16L-BS	M2H16C	-	-	-	CB16HL-A-LM
YB16B-A	16B-A	-	-	YB16B-A	-	M2216B	-	44066	-	CB16B-A
YB16B-A1	16B-A1	-	-	YB16B-A1	-	M22161	-	44067	-	CB16B-A1
YB16C-B	16C-B	-	-	YB16C-B	-	M326CB	-	44068	-	-
YB16CL-B	16CLB	-	M1924	YB16CL-B	CB16CL-B	M3S6CL	740-1862	44001	ES16CLB	CB16CL-B
SYB16L-B	16L-B	-	-	SYB16L-B	SCB16L-B	M22S6A	-	44069	-	SCB16L-B
YB18-A	18-A	-	-	YB18-A	CB18-A	M321Y	740-1874	44070	-	CB18-A
YB18L-A	18LA	-	-	YB18L-A	CB18L-A	M3218L	740-1871	44071	-	CB18L-A
Y50-N18A-A	50-N18A-A	-	-	Y50-N18A-A	-	M228AY	-	44072	-	C50-N18A-A
Y50-N18L-A	50N18LA2	-	MC2008	Y50-N18L-A	C50-N18L-A3	M3218Y	-	-	ES50N-N18L-A	SCB50-N18L-A
Y50-N18L-A3	50N18LA3 **	-	-	Y50-N18L-A3	C50-N18L-A3	M328A3	740-1855	44359	-	C50-N18L-A3
Y60-N24-A	60-N24-A	-	-	Y60-N24-A	C60-N24L-A	M2224A	-	44074	-	C60-N24-A
Y60-N24AL-B	60-N24AL-B	-	-	Y60-N24AL-B	-	M2224B	740-1880	44075	-	C60-N24AL-B



MOTORCYCLE APPLICATIONS

CC	Model	Year	High Performance AGM	AGM	YuMicron	Conventional	CC	Model	Year	High Performance AGM	AGM	YuMicron	Conventional
APRILIA							BIMOTA (continued)						
1200	Dorsoduro, Caponardo	'11-'13	YTX14H-BS*	YTX14-BS	-	-	900	DB2	'93-'95	YTX14AH-BS*	-	YB14-A2	-
1000	RSV4 R, Factory	'09-'13	YTZ10S	-	-	-		DB2 Final Edition	'97	YTX14AH-BS*	-	YB14-A2	-
	ETV Caponord	'02-'03	YTX14H-BS*	YTX14-BS	-	-		DB3 Mantra	'97-'99	-	YTX7L-BS(x2)	-	-
	RST Futura	'01-'04	-	YTX12-BS	-	-		DB4	'98-'00	-	Not available	-	-
	RSV 1000 Mille SP	'99	-	YTX12-BS	-	-		Tesi	'91-'95	YTX14AH-BS*	-	YB14-A2	-
	RSV 1000 R, Factory	'04-'11	-	YTX12-BS	-	-	BMW						
	RSV 1000 Mille R	'01-'05	-	YTX12-BS	-	-	1600	K1600GT, GTL	'11-'13	-	-	51913	-
	RSV 1000 Mille	'01-'09	-	YTX12-BS	-	-	1300	K1300GT	'09-'11	-	-	51913	-
	RSV 1000 Mille	'00	-	YTX12-BS	-	-		K1300R, S	'09-'13	YTX14H-BS*	YTX14-BS	-	-
	Tuono 1000 R, Factory	'03-'11	-	YTX12-BS	-	-	1200	K1200R, S,	'05-'09	YTX14H-BS*	YTX14-BS	-	-
	Turono V4R	'11-'13	YTZ10S	-	-	-		R1200S, R	'05-'13	YTX14H-BS*	YTX14-BS	-	-
	SL Falco	'01-'03	YTX14H-BS*	YTX14-BS	-	-		R1200GS,	'05-'12	YTX14H-BS*	YTX14-BS	-	-
850	MANA850, GT	'09-'13	YTX14H-BS*	YTX14-BS	-	-		R1200GS Adventure	'09-'13	YTZ14S	-	-	-
750	Shiver	'09-'13	YTX14H-BS*	YTX14-BS	-	-		R1200GS	'13	YTZ14S	-	-	-
	Dorsoduro	'09-'13	YTX14H-BS*	YTX14-BS	-	-		K1200LT, GT,	'05-'09	-	-	51913	-
650	Pegaso	'00	-	-	YB12AL-A	-		R1200RT	'05-'13	-	-	51913	-
	Pegaso Strada, Factory, Trail	'09-'12	-	YTX12-BS	-	-		K1200LT, GT, RS, S	'99-'05	-	-	51913	-
550	RXV550	'10	-	YTX7A-BS	-	-		K1200RS	'97-'05	-	-	51913	-
	SVX550	'10	-	YTX7A-BS	-	-		R1200C	'98-'05	-	-	51913	-
500	Scarabeo	'04-'05	YTX14AHL-BS	-	-	-		HP2 Sport / Megamoto	'11	YTX14H-BS*	YTX14-BS	-	-
	Atlantic	'03-'05	YTX14AHL-BS	-	-	-	1150	R1150GS, R	'00-'05	-	-	51913	-
450	RXV450	'10	-	YTX7A-BS	-	-	1100	K1100LT/RS	'90-'95	-	-	51913	-
	SVX450	'10	-	YTX7A-BS	-	-		R1100GS	'94-'00	-	-	51913	-
250	RS250	'00-'04	-	-	YB4L-B	-		R1100R	'94-'00	-	-	51913	-
200	Atlantic	'04-'05	-	-	YB12AL-A	-		R1100RS, RT	'93-'00	-	-	51913	-
150	Scarabeo	'00-'04	-	-	YB12AL-A	-		R1100S	'99-'00	-	-	51913	-
	Mojito	'04-'05	-	YTX7L-BS	-	-	1000	All "K" Models	'83-'93	-	YX30L-BS*	53030	-
125	RS125	'11	-	-	YB9-B	-		R100/7	'76-'84	-	YX30L-BS*	53030	-
	RS4 125	'11-'13	-	YTX7L-BS	-	-		R100GS, PD, R, RS, RT	'87-'95	-	YX30L-BS*	53030	-
50	RS50	'00-'05	-	-	YB4L-B	-		R100CS	'76-'84	-	YX30L-BS*	53030	-
	RS4 50	'11-'13	YTZ7S*	YTX5L-BS	-	-		HP4	'13	YTZ7S	-	-	-
	SR50	'00-'01	-	-	YB4L-B	-		S1000RR	'09-'13	YTZ10S	-	-	-
	SR50 Ditech	'01-'05	YTZ7S*	YTX5L-BS	-	-		S1000RR DWA	'09-'11	YTZ12S	-	-	-
	Scarabeo 50	'00-'03	-	-	YB4L-B	-	900	R90/6, R90S	'69-'76	-	YX30L-BS*	53030	-
	Mojito	'04-'05	-	-	YB4L-B	-	850	R850R	'95-'97	-	-	51913	-
	Rally	'04-'05	-	-	YB4L-B	-	800	F800ST, GS	'08-'13	YTX14H-BS*	YTX14-BS	-	-
ATK													
	All Electric Start Models	'91-'95	-	YTX9-BS	-	-		F650GS	'08-'12	YTX14H-BS*	YTX14-BS	-	-
	All Electric Start Models	'96-'01	-	YTX7L-BS	-	-		R80, R80RT	'84-'95	-	YX30L-BS*	53030	-
BENELLI													
900	900 (6 Cilindri)	-	-	YX30L-BS*	53030	-	750	R80GS, R80ST	'80-'96	-	-	51814	-
650	650 Tomado U.T.	-	-	YB12A-A*	12N12A4A-1	-		R80/7, R80RT	'78-'84	-	YX30L-BS*	53030	-
250	250 (4 Cilindri)	-	-	YB12A-A	-	-		K75, RT	'85-'95	-	YX30L-BS*	53030	-
	250-2C	-	-	-	6N11A-1B	-		K75	'85-'86	-	-	51814	-
125	125 Cross	-	-	-	6N11A-1B	-		K75	'87-'92	-	-	52515*	-
	125 Custom Guzzi	-	-	-	12N5.5-4A	-		K75C	'93-'95	-	-	51913	-
	125 Guzzi	-	-	-	12N5.5-4A	-		K75C	'85-'86	-	-	51814	-
	125 Jarno (c/avv.)	-	-	YB9-B*	12N9-4B-1	-		K75C	'87-'93	-	-	52515*	-
	125 Scooter Benelli	-	-	YB9L-B*	12N9-3B	-		K75C	'85-'95	-	-	51814	-
	125-2 CSE	-	-	-	6N11A-1B	-		K75RT	'92-'96	-	-	51913	-
	125CS	-	-	YB9-B*	12N9-4B-1	-		K75S	'85-'86	-	-	51814	-
	125T Sport	-	-	-	6N11A-1B	-		K75S	'87-'92	-	-	52515*	-
50	Devil 50 (c/avv.)	-	-	YB4L-B	-	-		R75/5	'70-'73	-	-	51814	-
	KBX 50 Race	-	-	YB4L-B	-	-		R75/7	'76-'84	-	YX30L-BS*	53030	-
	Scooty LX/DLX	-	-	YB4L-B	-	-		R75/6	'69-'76	-	YX30L-BS*	53030	-
BIG DOG													
	All Models	All Years	YTX20HL ^{FA}	-	-	-	700	R69 - R69S	'55-'69	-	-	-	B38-6A
BIMOTA													
1100	SB6, SB7	'95-'97	-	YTX7L-BS(x2)	-	-		F700GS	'13	-	-	YTX14-BS	-
	SB6R	'97-'99	-	YTX12-BS	-	-		R65	'84-'95	-	-	YB12AL-A	-
1000	YB8/YB10	'92-'95	YTX14AHL-BS*	-	YB14L-A2	-	650	F650, G650GS	'93-'13	-	-	53030	-
	YB11	'96-'99	-	YTX12-BS	-	-		R65LS	'78-'84	-	-	51814	-
996	SB8R, SB8RS	'98-'00	-	YTX12-BS	-	-	600	R60, R60/2 Twin Cylinders	'55-'69	-	-	-	B38-6A
								R60/5	'70-'73	-	-	51814	-
								R60/6, R60/7	'69-'84	-	YX30L-BS*	53030	-
								R50/2 Twin Cylinders	'55-'69	-	-	-	B38-6A
								R50/5	'70-'73	-	-	51814	-
								R50/S Twin Cylinders	'55-'69	-	-	-	B38-6A
							450	G450	'09-'11	YTZ7S	-	-	-
							260	R26, R27 Single Cylinder	'55-'69	-	-	-	6N11A-1B B39-6

* See Battery Cross Reference Chart on page 14.
^{FA} Must use Factory Activated battery.
 † 52515 not available in USA.



MOTORCYCLE APPLICATIONS

CC	Model	Year	High Performance AGM	AGM	YuMicron	Conventional	CC	Model	Year	High Performance AGM	AGM	YuMicron	Conventional	
BRP (CAN-AM)							DUCATI (continued)							
990	Spyder	'08-'12	YTX24HL ^{FA}	-	-	-	Street Fighter, S	'09-'12	-	YT12B F/A	-	-	-	
BSA							1098	1098	'07-'09	-	YT12B-BS	-	-	-
250, 350, 400, 441, 500 (12V)			-	-	YB7-A*	12N7-4A	1098	1098	'07	YTX14H-BS*	YTX14-BS	-	-	
600, 650, 750 (12V)			-	-	YB7-A*	12N7-4A	Various All other models							
250, 350, 650 (6V)			-	-	-	B39-6	'01-'10	-	-	YT12B-BS	-	-	-	
500 Gold Star			-	-	-	B38-6A	'08-'09	-	-	YT12B-BS	-	-	-	
Rocket 750, Thunderbolt			-	-	YB9L-B*	12N9-3B	1000	Desmosedici RR	'08-'09	-	-	-	-	
Spitfire HK35, Starfire B25			-	-	YB9L-B*	12N9-3B	GT1000, Touring, Sport 1100S							
BUELL							996	996, S, SPS	'99-'00	-	-	YB16A-A2	-	
1200	X1 Lightning	'99-'02	YTX20HL ^{FA}	YTX20L ^{FA}	-	-	994	Suport Touring 2 (ST2)	'97-'00	-	-	YB16A-A2	-	
S1 Lightning	'96-'99	YTX14H-BS ^{##}	YTX14-BS ^{##}	-	-	916	916 Biposto, Senna, Strada	'94-'98	-	-	YB16A-A2	-		
S3, S3T Thunderbolt	'97-'02	YTX20HL-BS*	YTX20L-BS	-	-	I.E., SP, SP S								
M2 Cyclone	'97-'02	YTX20HL-BS*	YTX20L-BS	-	-	907	ST4	'99-'00	-	-	YB16A-A2	-		
S2, S2T Thunderbolt	'94-'96	YTX20H-BS*	YTX20-BS*	YB16-B-CX	-	907	I.E. Paso	'90-'94	YTX20H-BS*	YTX20-BS*	YB16-B	-		
RR1200	'88-'90	YTX20H-BS*	YTX20-BS*	YB16-B-CX	-	906	Paso	'90-'92	YTX20H-BS*	YTX20-BS*	YB16-B	-		
RS1200	'89-'93	YTX20H-BS*	YTX20-BS*	YB16-B-CX	-	900	Monster	'94-'00	-	-	YB16A-A2	-		
RSS1200	'91-'93	YTX20H-BS*	YTX20-BS*	YB16-B-CX	-	SS Kick-Starter								
XB12R Firebolt	'04-'10	YTX14H ^{FA}	YTX14 ^{FA}	-	-	SS Replica								
XB12Ss, Scg, Lightning	'04-'10	YTX14H ^{FA}	YTX14 ^{FA}	-	-	SS Supersport, Replica								
XB12X, XT Ulysses	'06-'10	YTX14H ^{FA}	YTX14 ^{FA}	-	-	SS								
1125	1125R, 1125CR	'08-'10	-	YTX14L ^{FA}	-	-	888	SP, SP II, SP IV, SP V	'90-'95	-	-	YB16A-A2	-	
Buell Racing 1125RR	'09	YTZ7S	-	-	-	860	GT, GTS	-	-	-	YB16A-A2	-		
1000	RR1000	'87	YTX20H-BS*	YTX20-BS*	YB16-B-CX	-	Kick-Start							
984	XB9R Firebolt, XB9SX Lightning	'02-'10	YTX14H ^{FA}	YTX14 ^{FA}	-	-	851	851 Superbike	'90-'91	-	-	YB16A-A2	-	
500	Blast	'00-'09	YTX14H-BS*	YTX14-BS	-	-	S Superbike							
CAGIVA							848	848, Corse SE	'08-'13	-	YT12B-BS	-	-	
900	Elefant E900		-	-	YB16B-A1	-	Street Fighter							
750	Elefant	'94-'97	YTX20H-BS*	YTX20-BS*	YB16-B	-	796	Hypermotard	'10-'13	-	YT12B-BS	-	-	
500	Elefant Bifaro	'89	YTX14AHL-BS*	-	YB14L-A2	-	Monster 796							
500	T4 E Elefant	'88-	YTX14AHL-BS*	-	YB14L-A2	-	750	F1, Montjuich, Paso	'87-'90	YTX14AHL-BS*	-	YB14L-A2	-	
350	Elefant 2 Cyl.	'86-	YTX14AHL-BS*	-	YB14L-A2	-	GT, Luguna Seca							
T4 E Elefant, W12	'87-	YTX14AHL-BS*	-	YB14L-A2	-	-	Indiana							
T4R	'87-	-	-	YB3L-A	-	-	Monster							
125	Crouser	'87-'88	-	-	YB9-B	-	Sport							
Freccia C9, /C10R, /C12R	'87-'90	-	-	YB9-B	-	-	SS Supersport Kick-Str.							
Mito	'90-'97	-	-	YB9-B	-	-	SS							
N 90	'97	-	-	YB9-B	-	-	748	748 Strada Biposto, SP, SPS	'97-'00	-	-	YB16A-A2	-	
Roadster	'94-'97	-	-	YB9-B	-	-	696	Monster 696	'08-'13	-	YT12B-BS	-	-	
Supercity	'91-'97	-	-	YB9-B	-	-	650	Alazzurra, Indiana, Pantah		YTX14AHL-BS*	-	YB14L-A2	-	
50	City, Lucky, Explorer	'94-'97	-	YTX4L-BS	-	-	600	Pantah		YTX14AHL-BS*	-	YB14L-A2	-	
K3, W4	'98	-	-	YB4L-B	-	-	TL							
CANNONDALE							500	GTL, GTV		YTX24HL-BS*	-	Y50-N18L-A	-	
440	C440, E440, S440, X440, X440S	'02-'03	YTZ7S	-	-	-	Pantah							
EX400, MX400, XC400	'00-'01	YTZ7S*	YTX5L-BS	-	-	-	Sport							
CCM							500	Pantah		YTX14AHL-BS*	-	Y50-N18L-A	-	
600	All Electric Start Models	'96-'01	-	YTX9-BS	-	-	YTX24HL-BS*							
DERBI							EXCELSIOR-HENDERSON							
All Models							1386	Super X	'99-'00	YTX20HL-BS*	YTX20L-BS	-	-	
DUCATI							GAS GAS							
1199	1199 Panigale	'11-'13	-	YT7B-BS	-	-	450	FSR450	'08	YTZ7S	-	-	-	
1198	1198, MY08, SP, R	'09-'11	-	YT12B-BS	-	-	370	Pampera	'97	-	YTX4L-BS	-	-	
Diavel	'13	-	YT12B-BS	-	-	-	320	Pampera	'98-'01	-	YTX4L-BS	-	-	
1200	Multistrada	'10-'13	-	YT12B-BS	-	-	250	Pampera	'96-'01	-	YTX4L-BS	-	-	
1100	Monster 1100	'09-'13	-	YT12B F/A	-	-	GILERA							
Multistrada	'07-'09	-	YT12B-BS	-	-	-	600	Nordwest	'93	YTX14AHL-BS*	-	-	-	
Hypermotard	'07-'13	-	YT12B-BS	-	-	-	RC 600C							
EXCELSIOR-HENDERSON							500	Top Rally, XRT	'93	YTX14AHL-BS*	-	-	-	
1386	Super X	'99-'00	YTX20HL-BS*	YTX20L-BS	-	-	Dakota Kick-Start							
GAS GAS							Dakota E-Starter							
450	FSR450	'08	YTZ7S	-	-	-	Dakota Kick-Start							
370	Pampera	'97	-	YTX4L-BS	-	-	Dakota E-Starter							
320	Pampera	'98-'01	-	YTX4L-BS	-	-	ER Kick-Start							
250	Pampera	'96-'01	-	YTX4L-BS	-	-	ER E-Starter							
GILERA							XRT							
600	Nordwest	'93	YTX14AHL-BS*	-	-	-	250	Arizona Rally		YTX14AHL-BS*	-	YB10L-B	-	
RC 600C	'93	YTX14AHL-BS*	-	-	-	-	V NGR Kick-Start							
Top Rally, XRT		YTX14AHL-BS*	-	-	-	-	12N5.5-3B							
500	Dakota Kick-Start		-	-	-	-	12N5.5-3B							
Dakota E-Starter		-	-	YB10L-A2	-	-	12N5.5-3B							
350	Dakota Kick-Start		-	-	-	-	12N5.5-3B							
Dakota E-Starter		-	-	YB10L-A2	-	-	12N5.5-3B							
ER Kick-Start		-	-	-	-	-	12N5.5-3B							
ER E-Starter		-	-	YB10L-A2	-	-	12N5.5-3B							
XRT		-	-	-	-	-	12N5.5-3B							
250	Arizona Rally		YTX14AHL-BS*	-	-	-	12N5.5-3B							
V NGR Kick-Start		-	-	-	-	-	12N5.5-3B							

Must use adaptor kit available from Buell.
 * See Battery Cross Reference Chart on page 14.
 FA Must use Factory Activated battery.



MOTORCYCLE APPLICATIONS

CC	Model	Year	High Performance AGM	AGM	YuMicron	Conventional	CC	Model	Year	High Performance AGM	AGM	YuMicron	Conventional
GILERA (continued)							HARLEY-DAVIDSON (continued)						
200	RV NGR E-Starter		-	-	YB10L-B	-		FLST Series (Softail)	'91-'96	YTX20HL-BS* ^c	YTX20L-BS* ^c	YB16HL-A-CX	-
	Arizona		-	-	-	12N5.5-3B		FXST/FLST Series (Softail)	'84-'90	YTX20H-BS*	YTX20-BS*	YB16-B-CX	YB16-B
	Arizona		-	-	YB9-B	-		FL, FLH Series (Touring)	'80-'96	YTX24HL-BS*	-	Y50-N18L-A-CX	-
	Fast Bike		-	-	-	12N5.5-3B		FL, FLH Series (Touring)	'97-'98	-	YX30L-BS*	YB30L-B	-
	Fast Bike		-	-	YB9-B	-		FL, FLH Series (Touring)	'78-'84	-	-	-	YHD-12H
	RTX, RV, RX Kick-Start		-	-	-	12N5.5-3B	1250	VRSC V-Rod	'08-'13	GYZ20HL*	YTX20L ^{FA}	-	-
	RTX, RV, RX E-Starter		-	-	YB9-B	-	1200	XL, XLH (Sportster)	'04-'13	-	YTX14L-BS	-	-
	T4		-	-	-	12N5.5-3B		XL, XLH (Sportster)	'97-'03	GYZ20HL*	YTX20L-BS	-	-
	Motocarro		-	-	-	B38-6A		XL, XLH (Sportster)	'87-'96	YTX20H-BS*	YTX20-BS*	YB16-B-CX	-
125	Apache Kick-Start		-	-	-	12N5.5-3B		FX Series (Electric Start)	'71-'78	YTX20H-BS*	YTX20-BS*	YB16-B-CX	YB16-B
	Apache E-Starter		-	-	YB9-B	-		FX Series (Kick Start)	'71-'72	-	-	YB7-A	12N7-4A
	Arizona Kick-Start		-	-	-	12N5.5-3B		FL/FLH Series (Touring)	'65-'77	-	-	-	YHD-12H
	Arizona E-Starter		-	-	YB9-B	-	1130	VRSC V-Rod	'02-'07	YTX14H ^{FA}	YTX14 ^{FA}	-	-
	Crona Kick-Start		-	-	-	12N5.5-3B	1100	XL Series (Sportster)	'87-'93	YTX20H-BS*	YTX20-BS*	YB16-B-CX*	YB16-B
	Crona E-Starter		-	-	YB9-B	-	1000	XL Series (Sportster)	'79-'85	YTX20H-BS*	YTX20-BS*	YB16-B-CX*	YB16-B
	CX Kick-Start		-	-	-	12N5.5-3B		XLCH Series (Sportster Kick Start)	'70-'78	-	-	YB7-A*	12N7-4A
	CX E-Starter		-	-	YB9-B	-		XLCR Cafe Racer	'77-'78	YTX20H-BS*	YTX20-BS*	YB16-B-CX*	YB16-B
	Fast Bike Kick-Start		-	-	-	12N5.5-3B		XLH (Sportster Electric Start)	'67-'78	-	-	-	YHD-12H
	Fast Bike E-Starter		-	-	YB9-B	-		1000 XLX-61, XR1000	'83-'85	YTX20H-BS*	YTX20-BS*	YB16-B-CX*	YB16-B
	Freestyle Kick-Start		-	-	-	12N5.5-3B	883	XL, XLH (Sportster)	'04-'13	-	YTX14L-BS	-	-
	Freestyle E-Starter		-	-	YB9-B	-		XL, XLH (Sportster)	'97-'03	GYZ20HL*	YTX20L-BS	-	-
	GFR Kick-Start		-	-	-	12N5.5-3B		XLH (Sportster)	'86-'96	YTX20H-BS*	YTX20-BS*	YB16-B-CX	YB16-B
	GFR E-Starter		-	-	YB9-B	-	500	MT500 (Military)	All Years	YTX14AHL-BS*	-	YB14L-A2	-
	KK, KZ Kick-Start		-	-	-	12N5.5-3B	350	SS350	Early Years	-	-	-	6N11A-1B
	KK, KZ E-Starter		-	-	YB9-B	-	250	SS250, SX250	'75-'78	-	-	YB7L-B*	12N7-3B
	MX1, MXR Kick-Start		-	-	-	12N5.5-3B	175	SS175, SX175	'74-'78	-	-	YB7L-B*	12N7-3B
	MX1, MXR E-Starter		-	-	YB9-B	-	125	SS125, SX125	'74-'78	-	-	YB7L-B*	12N7-3B
	Nebraska Kick-Start		-	-	-	12N5.5-3B	125	SXT125	'75-'78	-	-	YB7L-B*	12N7-3B
	Nebraska E-Starter		-	-	YB9-B	-	125	TX125	'73-'78	-	-	YB7L-B*	12N7-3B
	R1, R1S Kick-Start		-	-	-	12N5.5-3B	90	Z90	'73-'76	-	-	YB7L-B*	12N7-3B
	R1, R1S E-Starter		-	-	YB9-B	-							
	RC Rally		-	-	YB10L-B	-							
	RTX, RV, RX Kick-Start		-	-	-	12N5.5-3B							
	RTX, RV, RX E-Starter		-	-	YB9-B	-							
	SPO1, SPO2 Kick-Start		-	-	-	12N5.5-3B							
	SPO1, SPO2 E-Starter		-	-	YB9-B	-							
	TOP Rally Kick-Start		-	-	-	12N5.5-3B							
	TOP Rally E-Starter		-	-	YB9-B	-							
	Typhoon		-	-	YB7-A	-							
	XR1, XR2 Kick-Start		-	-	-	12N5.5-3B	1300	ST1300, A, P	'03-'13	YTZ14S	-	-	-
	XR1, XR2 E-Starter		-	-	YB9-B	-		VTX1300C, R, S, Retro	'03-'12	YTX14H-BS*	YTX14-BS	-	-
50	Bullit, Easy Moving, Runner	'97	-	-	YB4L-B	-		VT1300CS, CR, CT, CXA FURY	'09-'13	YTZ14S	-	-	-
	Eaglet	'95-'97	-	-	YB4L-B	-		CB1300 Super Four	'01-'13	YTZ14S	-	-	-
	GSA E-Starter		-	-	YB4L-B	-	1200	GL1200 Gold Wing	'84-'87	YTX24HL-BS*	-	Y50-N18L-A-CX*	Y50-N18L-A
	Runner	'97	-	-	YB4L-B	-		VFR1200F	'10-'13	YTZ14S	-	-	-
	Sioux E-Starter		-	-	YB4L-B	-		VFR1200XD	'13	YTZ14S	-	-	-
	Stalker, Storm, Top Rally		-	-	YB4L-B	-	1100	CB1100F Super Sport	'83	YTX14AHL-BS*	-	YB14L-A2*	-
	Typhoon	'97	-	-	YB4L-B	-		CB1100	'10-'13	YTZ14S	-	-	-
			-	-	-	-		CBR1100XX	'01-'04	YTZ12S	-	-	-
			-	-	-	-		CBR1100XX	'97-'00	-	YTX12-BS	-	-
			-	-	-	-		GL1100 Gold Wing	'80-'83	YTX24HL-BS*	-	Y50-N18L-A-CX*	Y50-N18L-A
			-	-	-	-		ST1100, ABS-TCS, 1100A	'91-'02	YTX14H-BS*	YTX14-BS	-	-
			-	-	-	-		VF1100C V65 Magna	'83-'86	YTX20H-BS*	YTX20-BS*	YB18-A	-
			-	-	-	-		VF1100S V65 Sabre	'84-'85	YTX20HL-BS*	YTX20L-BS*	YB18L-A	-
			-	-	-	-		VT1100C2 Shadow Sabre	'00-'07	YTX14H-BS*	YTX14-BS	-	-
			-	-	-	-		VT1100C, C3, T Shadow (Spirit, Aero, A. C. E. Tourer)	'01-'07	YTX14H-BS*	YTX14-BS	-	-
			-	-	-	-		VT1100C, C3, T Shadow (Spirit, Aero, A. C. E. Tourer)	'98-'00	YTZ14S*	-	HYB16A-AB	-
			-	-	-	-		VT1100C Shadow Spirit	'85-'97	YTZ14S*	-	HYB16A-AB	-
			-	-	-	-		VT1100C2 Shadow A. C. E.	'95-'99	YTZ14S*	-	HYB16A-AB	-
			-	-	-	-	1000	CB1000	'94-'95	-	YTX12-BS	-	-
			-	-	YB30L-B	-		CB1000C Custom	'83	YTX14AHL-BS*	-	YB14L-A2	-
			-	-	-	-		CB1000R	'09-'13	YTZ10S	-	-	-
			-	-	-	-		CBF1000F	'09-'10	YTZ10S	-	-	-
			-	-	YB16HL-A-CX	-		CBR1000F Hurricane	'87-'96	YTX14AHL-BS*	-	YB14L-B2	-
			-	-	YB16-B-CX*	YB16-B		CBR1000RR	'08-'13	YTZ7S	-	-	-
			-	-	YB16-B-CX*	YB16-B							
CC (C)	HARLEY-DAVIDSON												
1803 (110)	CVO FLH (Touring)	'07-'13	-	-	YX30L-BS	-							
	CVO FXD (Dyna)	'07-'10	GYZ20HL*	-	YTX20L-BS	-							
	CVO FLST (Softail)	'07-'13	GYZ20HL*	-	YTX20L-BS	-							
1690 (103)	FLH, FLT (Touring)	'10-'13	-	-	YX30L-BS	-							
	FXD (Dyna)	'11-'13	GYZ20HL*	-	YTX20L-BS	-							
	FLS (Softail)	'11-'13	GYZ20HL*	-	YTX20L-BS	-							
1584 (96)	FXD Series (Dyna)	'07-'13	GYZ20HL*	-	YTX20L-BS	-							
	FXST, FLST Series (Softail)	'07-'12	GYZ20HL*	-	YTX20L-BS	-							
	FL, FLH Series (Touring)	'07-'11	-	-	YX30L-BS	-							
1450 (88)	FXD Series (Dyna)	'99-'06	GYZ20HL*	-	YTX20L-BS	-							
	FXST, FLST Series (Softail)	'00-'06	GYZ20HL*	-	YTX20L-BS	-							
	FL, FLH Series (Touring)	'00-'06	-	-	YX30L-BS	-							
	FL, FLH Series (Touring)	'99	-	-	YX30L-BS*	YB30L-B							
1340 (80)	FXD/FXST Series (Dyna)	'97-'99	GYZ20HL*	-	YTX20L-BS	-							
	FXD/FXST Series (Dyna)	'91-'96	YTX20HL-BS* ^c	-	YTX20L-BS ^c	YB16HL-A-CX							
	FX/FR Series	'79-'94	YTX20H-BS*	-	YTX20-BS*	YB16-B-CX*	YB16-B						
	FXR Series	'99-'00	YTX20H-BS*	-	YTX20-BS*	YB16-B-CX*	YB16-B						

* See Battery Cross Reference Chart on page 14.
 FA Must use Factory Activated battery.
 C Requires use of Cover/Spacer Kit, see part no. 478651.



MOTORCYCLE APPLICATIONS

CC	Model	Year	High Performance AGM	AGM	YuMicron	Conventional	CC	Model	Year	High Performance AGM	AGM	YuMicron	Conventional
HONDA (continued)							HONDA (continued)						
	CBR1000RR	'04-'07	YTZ10S	-	-	-		VT600C, CD Shadow Deluxe, VLX	'88-'03	-	YTX9-BS	-	-
	CBX1000 Super Sport	'79-'82	YTX20HL-BS*	YTX20L-BS*	YB18L-A	-		XL600R	'83-'87	-	-	YB3L-A	-
	CBX1000 Super Sport (Opt)	'82	YTX24HL-BS*	-	Y50-N18L-A-CX*	Y50-N18L-A		XL600V Transalp	'89-'90	-	-	YB12A-B	-
	GL1000 Gold Wing	'75-'79	YTX24HL-BS*	-	Y50-N18L-A-CX*	Y50-N18L-A	550	CB550 Four, K, SS	'74-'78	-	-	YB12A-A*	12N12A-4A-1
	RVT1000R RC51	'00-'06	YTZ12S	-	-	-		CB550SC Nighthawk	'83	-	-	YB12AL-A	-
	VTR1000F Super Hawk	'01-'05	YTZ12S	-	-	-	500	CB500 Four, Twin	'71-'76	-	-	YB12A-A*	12N12A-4A-1
	VTR1000F Super Hawk	'97-'00	-	YTX12-BS	-	-		CB500X, F	'13	YTZ10S	-	-	-
	VF1000R, F	'84-'86	-	-	YB16B-A	-		CBR500R	'13	YTZ10S	-	-	-
954	CBR954RR	'02-'03	YTZ10S	-	-	-		CX500, C, D, T †	'78-'82	YTX14AHL-BS*	-	YB14L-A2	-
929	CBR929RR, RE	'00-'01	YTZ10S	-	-	-		FT500 Ascot	'82-'83	YTX14AHL-BS*	-	YB14L-A2	-
919	CB900F (919)	'02-'06	YTZ10S	-	-	-		GB500	'89-'90	-	-	YB12A-B	-
900	CB900C, F	'80-'82	YTX14AHL-BS	-	YB14L-A2	-		GL500, I Silver Wing	'81-'82	YTX14AHL-BS*	-	YB14L-A2	-
	CBR900R, RR	'93-'99	-	YTX9-BS	-	-		VF500C V30 Magna	'84-'85	-	-	YB12A-A	-
800	PC800 Pacific Coast	'89-'98	-	YTX12-BS	-	-		VF500F Interceptor	'84-'86	-	-	YB12A-A	-
	VFR800, A Interceptor, ABS	'02-'12	YTZ12S	-	-	-		VT500C Shadow	'83-'86	-	-	YB12A-A	-
	VFR800FI Interceptor	'98-'01	-	YTX12-BS	-	-		VT500FT Ascot	'83-'84	-	-	YB12A-A	-
	VT800C Shadow	'88	YTX14AH-BS*	-	YB14-B2	-		XL500R	'82	-	-	YB3L-A	-
750	CB750 Nighthawk	'91-'03	YTX14AH-BS*	-	YB14-A2	-		XL500S	'79-'81	-	-	-	6N4-2A-4
	CB750A Hondamatic	'76-'78	YTX24HL-BS*	-	Y50-N18L-A-CX*	Y50-N18L-A	450	CB450, SS	'67-'74	-	-	YB12A-A*	12N12A-4A-1
	CB750C Custom	'80-'82	YTX14AHL-BS*	-	YB14L-A2	-		CB450SC Nighthawk, T	'82-'86	-	-	YB12A-A	-
	CB750F Super Sport	'75-'82	YTX14AHL-BS*	-	YB14L-A2	-		CL450 Scrambler	'67-'74	-	-	YB12A-A*	12N12A-4A-1
	CB750K Four	'69-'82	YTX14AHL-BS*	-	YB14L-A2*	12N14-3A		CM450A Hondamatic, E	'82-'83	-	-	YB12A-A	-
	CB750K Limited Edition	'79	YTX14AHL-BS*	-	YB14L-A2	-		CMX450C Rebel	'86-'87	-	-	YB12A-A	-
	CB750SC Nighthawk	'80-'84	YTX14AHL-BS*	-	YB14L-A2	-		CRF450X	'05-'13	YTZ7S	-	-	-
	RVF750R (RC45)	'94	-	YTX9-BS	-	-	400	CB400A	'78	-	-	YB12A-A	-
	VF750C V45 Magna	'88	-	-	YB12A-A	-		CB400F CB-1	'89-'90	-	YTX9-BS	-	-
	VF750C V45 Magna	'82-'83	YTX14AH-BS*	-	YB14-A2	-		CB400F Super Sport	'75-'77	-	-	YB12A-A*	12N12A-4A-1
	VF750C, C2, D Magna	'94-'03	-	YTX12-BS	-	-		CB400T Hawk, Hawk II	'78-'81	-	-	YB12A-A	-
	VF750F V45 Interceptor	'83-'84	YTX14AH-BS*	-	YB14-A2	-		CB400TI Hawk I	'78-'79	-	-	YB9-B*	12N9-4B-1
	VF750S V45 Sabre	'82-'83	-	-	YB14L-A2 w/s†	-		CM400 (All)	'79-'81	-	-	YB12A-A	-
	VFR750F Interceptor	'86	-	-	YB12A-B	-	360	CB360, G, T	'74-'76	-	-	YB12A-A*	12N12A-4A-1
	VFR750F	'90-'97	-	YTX12-BS	-	-		CJ360T †	'76-'77	-	-	YB9-B*	12N9-4B-1
	VFR750R (RC30)	'90	-	YTX9-BS	-	-		CL360 Scrambler	'74-'75	-	-	YB12A-A*	12N12A-4A-1
	VT750C, CA, C2	'04-'08	YTZ12S	-	-	-	350	CB350 Super Sport Four	'68-'74	-	-	YB12A-A*	12N12A-4A-1
	VT750C Shadow	'83	-	-	HYB16A-AB	-		CL350 Scrambler	'68-'73	-	-	YB12A-A*	12N12A-4A-1
	VT750C, CA, CD Shadow	'98-'03	YTX14H-BS*	YTX14-BS	-	-		SL350 Motosport	'70-'73	-	-	-	12N5-4B
	VT750C, CA, C2 Shadow	'04-'09	YTZ12S	-	-	-		SL350 Motosport	'69-'70	-	-	YB12A-A*	12N12A-4A-1
	VT750DC, DCA, DCB Shadow	'01-'03	YTZ14S	-	-	-		XL350	'74-'78	-	-	-	6N6-3B
	VT750C, C2, C2B, RS Shadow	'10-'13	YTZ14S	-	-	-		XL350R	'84-'85	-	-	YB3L-A	-
700	CB700SC Nighthawk 'S'	'87	-	-	YB14L-A1	-	305	CA77 Dream Touring (late)	'63-'69	-	-	-	12N9-3A
	VF700C Magna	'87	-	-	YB12A-A	-		CB77 Super Hawk	'61-'68	-	-	-	12N9-3A
	VF700C Magna	'84-'86	YTX14AH-BS*	-	YB14-A2	-		CL77 Scrambler	'65-'68	-	-	-	12N5-4B
	VF700F Interceptor	'84-'85	YTX14AH-BS*	-	YB14-A2	-	250	CA72 Dream Touring (late)	'63-'66	-	-	-	12N9-3A
	VF700S Sabrer	'84-'85	YTX14AHL-BS*	-	YB14L-A2	-		CB250 Nighthawk	'91-'09	-	YTX7L-BS	-	-
	VFR700 Interceptor	'86-'87	-	-	YB12A-B	-		CB72 Hawk	'61-'66	-	-	-	12N9-3A
	VT700C Shadow	'86-'87	YTX14AH-BS*	-	YB14-B2	-		CBR250R	'11-'13	-	YTX7L-BS	-	-
	VT700C Shadow	'84-'85	-	-	HYB16A-AB	-		CL72 Scrambler	'62-'65	-	-	-	12N5-4B
	NT700V	'10-'13	YTZ14S	-	-	-		CM250C Custom	'82-'83	-	-	YB9-B	-
	NC700X	'12-'13	YTZ12S	-	-	-		CMX250C Rebel	'96-'13	-	YTX7L-BS	-	-
680	DN-01	'09-'13	YTZ14S	-	-	-		CMX250C Rebel, LTD	'85-'87	-	-	YB9L-B	-
650	CB650, Custom	'79-'82	-	-	YB12A-A	-		CRF250X	'04-'13	YTZ7S*	YTX5L-BS	-	-
	CB650SC Nighthawk	'83-'85	-	-	YB12AL-A	-		MT250 Elnore	'74-'76	-	-	-	6N6-3B
	CB650SC Nighthawk	'82	-	-	YB12A-A	-		NX250	'88-'90	-	YTX7L-BS	-	-
	CX650C Custom	'83	YTX14AH-BS*	-	YB14-A2	-		VTR250 Interceptor VTR	'88-'90	-	-	YB9-B	-
	CX650T Turbo	'83	YTX14AHL-BS*	-	YB14L-A2	-		XL250	'72-'76	-	-	-	6N6-3B
	GL650I Silver Wing Interstate	'83	YTX14AHL-BS*	-	YB14L-A2	-		XL250R	'82-'87	-	-	YB3L-A	-
	NT650 Hawk GT	'88-'91	-	YTX9-BS	-	-		XL250S	'78-'81	-	-	-	6N4-2A-4
	NT650V	-	-	YTR9-BS	-	-		XR250L	'91-'96	-	YTX4L-BS	-	-
	NX650	'88-'89	-	YTX9-BS	-	-	230	CRF230L, M	'08-'13	YTZ7S	-	-	-
	SLR650	-	-	YTR9-BS	-	-		CRF230F, L (-'07)	'03-'13	YTZ7S*	YTX5L-BS	-	-
	Vigor 650	-	-	YTR9-BS	-	-	200	CB200, T	'74-'76	-	-	YB9-B*	12N9-4B-1
	XR650L	'93-'13	-	YTX9-BS	-	-		CL200 Scrambler	'74	-	-	YB9-B*	12N9-4B-1
600	CB600F (599)	'04-'06	-	YTX7L-BS	-	-		CM200T Twinstar	'81-'82	-	-	YB9-B*	12N9-4B-1
	CBR600	'87-'00	-	YTX9-BS	-	-		CM200T Twinstar	'80	-	-	-	6N12A-2C
	CBR600F4i, 600RR	'01-'13	YTZ10S	-	-	-		TLR200 Reflex	'86-'87	-	YTX4L-BS	-	-
	VT600C, CD Shadow Deluxe	'04-'07	YTZ10S	-	-	-		TR200 Fat Cat	'87	-	YTX7A-BS	-	-

* See Battery Cross Reference Chart on page 14.
 † When ordering this battery, specify sensor.



MOTORCYCLE APPLICATIONS

CC	Model	Year	High Performance AGM	AGM	YuMicron	Conventional	CC	Model	Year	High Performance AGM	AGM	YuMicron	Conventional
KAWASAKI (continued)							KAWASAKI (continued)						
1000	ZX1100-E (GPz1100)	'95-'97	YTX14H-BS*	YTX14-BS	-	-	550	ZX600-A, B, C, D Ninja	'85-'96	-	-	YB12A-A	-
	KZ1000-P Police	'02-'03/'05	YTX20HL-BS*	YTX20L-BS*	-	-		ZX600-FA Ninja ZX-6R	'08-'13	-	YTX9-BS	-	-
	KZ1000-P Police	'82-'01	YTX20HL-BS*	YTX20L-BS*	YB18L-A	-		ZX600-E, F Ninja ZX-6, 6R	'93-'02	-	YTX12-BS	-	-
	KZ1000-C Police	'80-'81	YTX20HL-BS*	YTX20L-BS*	YB16L-B	-		ZX600-G, J Ninja ZX-6R	'98-'08	-	YTX9-BS	-	-
	KZ1000-C Police, Z1-R	'78-'79	YTX14AHL-BS*	-	YB14L-A2	-		ZX600-K, M, N Ninja ZX-6RR	'03-'06	-	YTX9-BS	-	-
	KZ1000, LTD	'77-'80	YTX14AHL-BS*	-	YB14L-A2	-		ZZR600	'05-'09	-	YTX9-BS	-	-
	KZ1000-E ST, Shaft	'79-'80	YTX20HL-BS*	YTX20L-BS*	YB16L-B	-		ZZR600	'02-'04	-	YTX12-BS	-	-
	KZ1000-G Classic	'80	YTX14AHL-BS*	-	YB14L-A2	-	550	KZ550, LTD, GP	'80-'83	-	-	YB12A-A	-
	KZ1000, LTD, CSR	'81-'83	YTX20HL-BS*	YTX20L-BS*	YB18L-A	-		KZ550-F LTD	'84	-	-	YB12A-A**	-
	KZ1000-R Replica	'82-'83	YTX20HL-BS*	YTX20L-BS*	YB18L-A	-		KZ550-F Spectre	'83	-	-	YB12A-A**	-
	Z1000	'03-'13	-	YTX9-BS	-	-		KZ550-H GP	'82-'83	-	-	YB12A-A†	-
	ZG1000-A Concours	'86-'06	YTX20HL-BS*	YTX20L-BS*	YB18L-A	-		ZR550-B Zephyr	'90-'92	-	-	YB12A-A	-
	ZL1000-A	'87	YTX14AHL-BS*	-	YB14L-A2	-		ZX550-A GPz	'84-'86	-	-	YB12A-A†	-
	ZX10R	'86-'90	YTX14AHL-BS*	-	YB14L-A2	-	500	EN500-A Vulcan	'90-'96	-	-	YB12A-A	-
	ZX10R	'11-'13	YTX14AHL-BS*	-	YB14L-A2	-		EN500-C Vulcan LTD	'96-'10	-	-	YB12A-A	-
	ZX10R ABS	'11-'13	YTX14AHL-BS*	-	YB14L-A2	-		EN500-A Vulcan	'87-'93	YTX14AHL-BS*	-	YB14L-A2	-
	ZX1000-A Ninja 1000R, GPZ1000RX	'86-'87	YTX14AHL-BS*	-	YB14L-A2	-		EX500-D Ninja 500	'94-'10	YTX14AHL-BS*	-	YB14L-A2	-
	ZX1000-B Ninja ZX10	'88-'89	YTX14AHL-BS*	-	YB14L-A2	-		H1 Series	'73-'75	-	-	YB9L-B*	12N9-3B
	ZX1000-C Ninja ZX-10R	'04-'10	-	YT12B-BS	-	-		H1 Series	'69-'72	-	-	YB9-B*	12N9-4B-1
	Ninja 1000	'11-'13	-	YTX9-BS	-	-		KH500-A	'76	-	-	YB9L-B*	12N9-3B
900	KZ900, LTD	'76-'77	-	-	YB10L-A2	-	450	EN450-A 454 LTD	'85-'90	-	-	YB12A-A	-
	Vulcan 900 Classic	'06-'13	-	YTX12-BS	-	-		KLX450R	'08-'10	YTX12-BS	-	-	-
	Z900 (Z1 Series)	'72-'76	YTX14AHL-BS*	-	YB14L-A2*	12N14-3A	440	KZ440 (All) 400 KH400-A	'80-'83	-	-	YB12A-A	-
	ZL900-A Eliminator	'85-'86	YTX14AHL-BS*	-	YB14L-A2	-	400	KH400-A	'76-'78	-	-	-	12N5.5-4A
	Ninja GPZ900R ZX900A1-A16	'84-'03	YTX14AHL-BS*	-	YB14L-A2	-		KLX400R, KLX400SR	'03	-	YTX7B-BS	-	-
	ZX900-B Ninja (ZX-9R)	'94-'97	-	YTX12-BS	-	-		KZ400 Deluxe	'77-'79	-	-	YB12A-A*	12N12A-4A-1
	ZX900-C Ninja (ZX-9R)	'98-'99	-	YTX9-BS	-	-		KZ400-C	'78	-	-	-	12N5.5-4A
	ZX900-E, F Ninja (ZX-9R)	'00-'03	-	YTX9-BS	-	-		KZ400-D, H	'74-'79	-	-	YB12A-A*	12N12A-4A-1
800	VN800-A, B, E Vulcan, Classic, Drifter	'04-'06	-	YTX12-BS	-	-		KZ400-aS	'75-'77	-	-	-	12N5.5-4A
	VN800-A, B, C, E Vulcan, Classic, Drifter	'95-'03	YTX14H-BS*	YTX14-BS	-	-	350	S3 Series	'74-'75	-	-	-	12N5.5-4A
750	H2 Series	'72-'75	-	-	-	12N5.5-4A		A7 Series	'66-'71	-	-	YB9-B*	12N9-4B-1
	KZ750, LTD, CSR	'76-'79	-	-	SYB14L-A2	-		F5 Series	'70-'71	-	-	-	6N2-2A-3
	KZ750-E, H, L LTD	'80-'83	-	-	YB12A-A	-		F9 Series	'73-'75	-	-	-	6N4B-2A-3
	KZ750-F LTD, Spectre	'83	YTX14AHL-BS*	-	YB14L-A2	-		F9 Series	'72	-	-	-	6N2-2A-3
	KZ750-L Ninja	'93	-	YTX9-BS	-	-		S2 Series	'72-'73	-	-	-	12N5.5-4A
	KZ750-R GP	'82	-	-	YB12A-A†	-	305	EX305-B GP	'83	-	-	YB9L-A2	-
	VN750-A Vulcan	'86-'06	YTX14AHL-BS*	-	YB14L-A2	-	250	KZ305 CSR, LTD	'81-'88	-	-	YB10L-A2	-
	ZN750-A LTD	'84-'85	YTX14AHL-BS*	-	YB14L-A2	-		EX250, Ninja 250R	'08	-	YTX7A-BS	-	-
	ZR-7, S	'00-'03	-	YTX12-BS	-	-		EX250, Ninja 250R	'09-'13	-	YTX9-BS	-	-
	ZR750 (Z750S)	'05-'06	-	YTX9-BS	-	-		A1 Series	'66-'71	-	-	YB9-B*	12N9-4B-1
	ZR750-C Zephyr	'91-'94	-	YTX12-BS	-	-		EL250, HS	'88-'93	-	-	YB9L-A2	-
	ZX750-E Turbo, GPz	'83-'85	-	-	SYB14L-A2	-		EX250 Ninja	'95-'07	-	YTX7L-BS	-	-
	ZX750-F Ninja	'87-'90	YTX14AHL-BS*	-	YB14L-A2	-		EX250 Ninja	'86-'94	-	-	YB9L-A2	-
	ZX750-H Ninja ZX-7	'90	-	-	YB12A-A	-		F4 Series	'69-'70	-	-	-	12N5.5-4A
	ZX750-H Ninja ZX-7	'89	YTX14AHL-BS*	-	YB14L-A2	-		F8 Series	'71-'72	-	-	-	6N2-2A-3
	ZX750-J Ninja ZX-7	'91-'95	-	YTX12-BS	-	-		F11 Series	'73-'75	-	-	-	6N4B-2A-3
	ZX750 Ninja ZX-7RR	'91-'97	-	YTX9-BS	-	-		KE250-B	'77-'79	-	-	-	6N6-1D-2
	ZX750-P Ninja ZX-7R	'96-'03	-	YTX12-BS	-	-		KH250-A	'76	-	-	-	12N5.5-4A
	Z750 (EU)	'09-'13	-	YTX9-BS	-	-		KL250 Super Sherpa	'00-'10	-	YTX7L-BS	-	-
700	KZ700-A	'84	-	-	YB12A-A	-		KL250	'78-'84	-	-	-	6N6-1D-2
	VN700-A Vulcan	'85	YTX14AHL-BS*	-	YB14L-A2	-		KL250-D KLR	'85-'05	-	-	YB4L-A	-
	ZN700-A LTD	'84-'85	YTX14AHL-BS*	-	YB14L-A2	-		KLX250S, SF	'06-'13	-	YTX7L-BS	-	-
650	ER6n	'09-'12	-	YTX12-BS	-	-		KZ250 CSR, LTD	'80-'83	-	-	YB10L-A2*	12N10-3A-2
	KL650-A, E, KLR	'87-'13	YTX14AHL-BS*	-	YB14L-A2	-	200	S1 Series	'73-'75	-	-	-	12N5.5-4A
	KL650-B Tengai	'90-'91	YTX14AHL-BS*	-	YB14L-A2	-	175	KZ200-A	'78-'79	-	-	YB10L-B	-
	KL650 Versys	'08-'13	-	YTX12-BS	-	-		F7 Series	'71-'75	-	-	-	6N4-2A-5
	KLX650C, R	'93-'96	-	YTX9-BS	-	-		KE175-B	'76-'78	-	-	-	6N6-1D-2
	KZ650 SR, LTD, Custom	'77-'80	-	-	YB10L-A2*	12N10-3A-2	125	BN125 Eliminator	'01-'10	-	-	YB9-B	-
	KZ650-H CSR	'81-'83	-	-	YB12A-A*	-		F6 Series	'71-'73	-	-	-	6N4-2A-5
	Ninja 650R	'06-'13	-	YTX12-BS	-	-		KE125-A	'76-'83	-	-	-	6N6-1D-2
	W Series	'66-'70	-	-	YB7L-B*	12N7-3B		KS125 Series	'74-'75	-	-	-	6N6-1D-2
	W650	'00-'02	YTX14H-BS*	YTX14-BS	-	-	120	C2SS RoadRunner	'67-'69	-	-	-	6N4-2A-3
636	ZX636-B, C Ninja ZX-6R	'03-'06	-	YTX9-BS	-	-		C2TR RoadRunner	'67-'69	-	-	-	6N4-2A-3
600	KL600-A KLR	'84	-	-	YB4L-A	-	100	G3SS Series	'75	-	-	-	6N4-2A-5
	KL600-B KLR	'85-'86	YTX14AHL-BS*	-	YB14L-A2	-		G3TR Series	'71	-	-	-	6N4-2A-3††
	ZL600 (All)	'86-'97	-	-	YB12A-A	-		G4TR Series	'73-'75	-	-	-	6N4-2A-5

† When ordering this battery, specify sensor.
 †† G3SS and G3TR models having the engine production #235611 and above, use a 6N4-2A-5 Battery.

** When ordering this battery, specify terminal adaptor.
 * See Battery Cross Reference Chart on page 14.



MOTORCYCLE APPLICATIONS

CC	Model	Year	High Performance AGM	AGM	YuMicron	Conventional	CC	Model	Year	High Performance AGM	AGM	YuMicron	Conventional
KAWASAKI (continued)							MOTO GUZZI						
	G4TR Series	'70-'72	-	-	-	6N2-2A-3	1380	California	'13	YTX20H-BS	YTX20-BS	-	-
	G5 Series	'74-'75	-	-	-	6N4-2A-5	1200	Norge	'09-'13	YTX20CH-BS	-	-	-
	G5 Series	'72-'73	-	-	-	6N4-2A-3		Sport, ABS	'09-'10	YTX20CH-BS	-	-	-
	KE100-A	'79-'81	-	-	-	6N6-1D-2		Breva 1200	'09-'10	YTX20CH-BS	-	-	-
	KE100-A	'76-'78	-	-	-	6N4-2A-5		Stervio	'09-'13	YTX20CH-BS	-	-	-
	KE100-B	'82-'01	-	-	-	6N6-1D-2		1200 Sport	'09-'13	YTX20CH-BS	-	-	-
	KH100-B	'76-'77	-	-	-	6N4-2A-5	1100	1100 California (CA only)	'03-'05	-	YTX15L-BS	-	-
	KM100-A	'79-'81	-	-	-	6N6-1D-2		1100 California, Special, Jackal, Breva, Griso	'05-'13	YTX20CH-BS	-	-	-
	KM100-A	'76-'78	-	-	-	6N4-2A-5		Stone, EV	'94-'05	-	YIX30L-BS*	53030	-
	KV100-A	'76	-	-	-	6N4-2A-5		Quota 1100 ES	'99-'02	-	YTX15L ^{FA}	-	-
90	G3SS Series	'73-'74	-	-	-	6N4-2A-5		Sport 1100i	'97-'99	-	YTX15L-BS	-	-
	G3SS Series	'69-'72	-	-	-	6N4-2A-3 ^{††}		V11 Bassa	'99-'00	-	YIX30L-BS*	53030	-
	G3TR Series	'69-'70	-	-	-	6N4-2A-3 ^{††}		V11 EV	'98-'99	-	YIX30L-BS*	53030	-
	MC1 Series	'73-'75	-	-	-	6N4-2A-5		V11 Le Mans, Sport	'99-'05	-	YTX15L ^{FA}	-	-
							1064	California Classic, Vintage	'12	YTX20HL-BS*	YTX20L-BS	-	-
							1000	California III	'89-'93	-	YIX30L-BS*	53030	-
								Convert	-	YIX30L-BS*	53030	-	-
								Daytona	-	YIX30L-BS*	53030	-	-
								Le Mans	-	YIX30L-BS*	53030	-	-
								Mille	-	YIX30L-BS*	53030	-	-
								1000NT	-	YIX30L-BS*	53030	-	-
								Quota	-	YIX30L-BS*	53030	-	-
								V10 Centauro Sport, GT	'99-End	YTX15L ^{FA}	-	-	-
							936	Bellagio	'10	YTX20HL-BS	YTX20L-BS	-	-
							850	Le Man	-	YIX30L-BS*	53030	-	-
								T3, T4, T5	-	YIX30L-BS*	53030	-	-
							750	Breva 750	'04-'10	YTX14AHL-BS	-	-	-
								V7 Classic	'09-'11	YTX14AHL-BS	-	-	-
								Nevada	-	YTX20HL-BS*	YTX20L-BS*	YB18L-A	-
								Nevada 750 Classic	'10	YTX14AHL-BS	-	-	-
								NTX	-	YTX20HL-BS*	YTX20L-BS*	YB18L-A	-
								Strada	-	YTX20HL-BS*	YTX20L-BS*	YB18L-A	-
								V7	-	YIX30L-BS*	-	53030	-
								V7	'12-'13	YTX14H-BS*	YTX14-BS	-	-
								V75	-	YTX20HL-BS*	YTX20L-BS*	YB18L-A	-
							650	NTX	-	YTX20HL-BS*	YTX20L-BS*	YB18L-A	-
								V65	-	YIX30L-BS*	53030	-	-
								V65 Florida	-	YTX20HL-BS*	YTX20L-BS*	YB18L-A	-
							500	Falcone	-	-	-	-	B38-6A
								Falcone u.t.	-	YTX20HL-BS*	YTX20L-BS*	YB18L-A	-
								V50	-	YIX30L-BS*	53030	-	-
KTM							MuZ						
1190	RC8	'09-'13	YTZ14S	-	-	-	660	Skorpion '95-'01	'95-'01	-	-	YB9L-A2	-
	Adventure	'13	YTZ14S	-	-	-	125	All Models All Years	ALL	-	-	YB9L-A2	-
990	Super Duke	'03-'13	YTZ14S	-	-	-	MV AGUSTA						
	Supermoto, SM R	'09-'13	YTZ14S	-	-	-	1000	F4	'05-'13	YTZ10S	-	-	-
	Adventure	'03-'13	YTZ14S	-	-	-		Brutale 1078RR	'09-'13	YTZ10S	-	-	-
950	Superenduro	'09-'11	YTZ14S	-	-	-	910	Brutale	'06-'09	YTZ10S	-	-	-
690	Duke	'09-'12	YTZ10S	-	-	-	800	Brutale	'13	YTZ10S	-	-	-
	Duke	'13	-	YTX9-BS	-	-	750	F4, Brutale	'00-'08	YTZ10S	-	-	-
	Supermoto, SM R	'09-'13	YTZ10S	-	-	-	675	F3, Brutale	'13	YTZ10S	-	-	-
	Enduro R	'09-'13	YTZ10S	-	-	-	NORTON						
640	Adventurer, Duke, RXC LC4	'99-'02	-	YTX9-BS	-	-	850	Commando, Commando (75)	-	YTX14AHL-BS*	-	YB14L-A2	-
	Super Moto	-	-	-	-	-	750	Ranger Commando	-	-	-	-	12N9-4B-1
	Duke II, LC4, Adventure	'03-'08	YTZ10S	-	-	-	350	Navigator	-	-	-	-	6N11A-1B
625	SMC, SXC	'03-'09	YTZ10S	-	-	-	PIAGGIO						
620	Adventure, Duke, LC4	'96-'98	-	YTX9-BS	-	-		APE CAR, MP, MPR, P602	-	YIX30L-BS*	53030	-	-
530	EXC, Racing	'03-'05	YTZ5S	-	-	-		Ape 50 FL	'93	-	YB9-B	-	-
	EXC, Racing	'05-'12	YTZ7S*	YTX5L-BS	-	-		Boxer, Bravo, Ciao	-	-	-	B39-6	-
	XC-W	'09-'12	YTZ7S*	YTX5L-BS	-	-		Cosa 2	-	-	YB7-A	-	-
525	EXC Racing	'03	YTZ5S	-	-	-		Cosa CLX 125 (c/av.)	-	-	YB7-A	-	-
	MX Desert Racing	'03	YTZ7S*	YTX5L-BS	-	-		Cosa CLX 150 (c/av.)	-	-	YB7-A	-	-
	MXC Racing	'00	YTZ7S*	YTX5L-BS	-	-							
520	E/XC, M/XC Racing 4-Stroke	'00-'02	-	YTX4L-BS	-	-							
	E/XC, M/XC Racing 4-Stroke (Opt)	'00-'02	YTZ7S*	YTX5L-BS	-	-							
450	EXC Racing	'03-'05	YTZ5S	-	-	-							
	EXC Racing	'05-'13	YTZ7S*	YTX5L-BS	-	-							
	SX-F, XC-F, XC-W	'09-'10	YTZ7S*	YTX5L-BS	-	-							
	SX-F	'11-'13	-	YTX4L-BS	-	-							
	450SMR	'09-'12	YTZ7S*	YTX5L-BS	-	-							
	450SMR	'13	-	YTX4L-BS	-	-							
400	EXC, Racing	'05-'11	YTZ7S*	YTX5L-BS	-	-							
	EXC, Racing	'03-'05	YTZ5S	-	-	-							
	XC-W	'09-'10	YTZ7S*	YTX5L-BS	-	-							
	E/XC Racing 4-Stroke	'00-'02	-	YTX4L-BS	-	-							
	E/XC Racing 4-Stroke (Opt)	'00-'02	YTZ7S*	YTX5L-BS	-	-							
	LC4 E/XC	'96-'98	-	YTX9-BS	-	-							
	RXC LC4	'96-'01	-	YTX9-BS	-	-							
350	XC-F	'11-'12	YTZ7S*	YTX5L-BS	-	-							
	SX-F	'11-'13	-	YTX4L-BS	-	-							
	EXC-F	'13	-	YTX4L-BS	-	-							
	Freeride	'13	YTZ7S*	YTX5L-BS	-	-							
300	XC, XC-W, EXC-F	'11-'13	-	YTX4L-BS	-	-							
250	EXC, Racing	'05-'10	YTZ7S*	YTX5L-BS	-	-							
	EXC, Racing	'03-'05	YTZ5S	-	-	-							
	EXF	'05-'10	YTZ7S*	YTX5L-BS	-	-							
	XC, EXC, XC-W	'11-'12	-	YTX4L-BS	-	-							
	EXC-F, XC-W, XCF-W	'11-'12	YTZ7S*	YTX5L-BS	-	-							
	SX-F, EXC, EXC-F	'13	-	YTX4L-BS	-	-							
200	Duke	'13	-	YTX9-BS	-	-							
125	Duke	'13	-	YTX7L-BS	-	-							
KYMCO													
250	Venox250	'09-'10	-	YTX9-BS	-	-							

†† G3SS and G3TR models having the engine production #235611 and above, use a 6N4-2A-5 Battery.
 FA Must use Factory Activated battery.

** When ordering this battery, specify terminal adaptor.
 * See Battery Cross Reference Chart on page 14.



MOTORCYCLE APPLICATIONS

CC	Model	Year	High Performance AGM	AGM	YuMicron	Conventional	CC	Model	Year	High Performance AGM	AGM	YuMicron	Conventional
PIAGGIO (continued)							SUZUKI (continued)						
	Cosa CLX 200 (c/av.)		-	-	YB7-A	-		GSX-R1000	'05-'13	-	-	YT12A-BS	-
	Free		-	-	YB4L-B	-		SV1000, S	'03-'07	YTX14H-BS*	-	YT14A-BS	-
	Hexagon 125/150		-	-	YB9-B	-		TL1000R	'98-'03	-	-	YT12A-BS	-
	NRG 50		-	-	YB4L-B	-		TL1000S	'97-'01	-	-	YTX12-BS	-
	P125ETES, P125TS		-	-	YB7-A*	12N7-4A		900 RF900, R, S, ZS	'94-'97	-	-	YTX9-BS	-
	P200E (c/av.)		-	-	YB9-B	-	850	GS850G, GL	'79-'83	YTX14AHL-BS*	-	YB14L-A2	-
	PK50, PK50-C.A., PK50N, PK50XL		-	-	YB7-A*	12N7-4A		800 VL800 Intruder Volusia, Boulevard C50, T, M50	'01-'13	-	-	YTX12-BS	-
	PK80S-C.A.		-	-	YB7-A*	12N7-4A		VS800 GL, S Intruder, Boulevard S50	'92-'12	-	-	YB16B-A1	-
	PK125FL, PK125SS, PK125XL		-	-	YB7-A*	12N7-4A		VX800	'90-'93	-	-	YB16B-A	-
	PX125		-	-	YB9-B	-		VZ800 Marauder	'97-'08	-	-	YTX12-BS	-
	PX125+80E		-	-	-	12N5.5-3B		GS750, Katana	'77-'83	YTX14AHL-BS*	-	YB14L-A2	-
	PX125+80E-AREC		-	-	-	12N5.5-3B		GSX750F Katana	'98-'06	-	-	YTX9-BS	-
	PX125-80E-ARC		-	-	YB9-B	-		GSX750F Katana	'89-'97	YTX14AHL-BS*	-	YB14L-B2	-
	PX125T5		-	-	YB9-B	-		GSX-R750	'00-'13	-	-	YT12A-BS	-
	PX150E		-	-	YB9-B	-		GSX-R750	'96-'99	-	-	YTX9-BS	-
	PX150E-ARC		-	-	YB9-B	-		GSX-R750	'86-'92	YTX14AHL-BS*	-	YB14L-A2	-
	PX200-ARC		-	-	-	12N5.5-3B		GSXR750W	'94-'95	-	-	YTX9-BS	-
	PX200E-ARC		-	-	YB9-B	-		GSXR750W	'93	-	-	YTX12-BS	-
	PX200GS		-	-	YB4L-B	-		GT750 LeMans	'72-'77	YTX14AHL-BS*	-	YB14L-A2	-
	Quartz, Sactto, Sfera 50, Sfera 80, Skipper 125/150		-	-	-	-		VS750GLP Intruder	'88-'91	-	-	YB16B-A1	-
	Vespa 50 Elestart		-	-	-	6N11A-1B (x2pcs.)		GS700E, GS700ES	'85	YTX14AHL-BS*	-	YB14L-A2	-
	Vespa 125 Sprint		-	-	-	B39-6		GV700GL Madura	'85	YTX14AHL-BS*	-	YB14L-B2	-
	Vespa 150 GL		-	-	-	B39-6		VS700GL Intruder	'85-'87	-	-	YB16B-A1	-
	Vespa PK 50 FL/FL2 (c/av.)		-	-	YB7-A	-		DL650 V-Strom	'04-'13	-	-	YTX12-BS	-
	Zip - Zip (Fast Rider)		-	-	YB4L-B	-		DR650S ER, ES	'94-'95	-	-	YTX12-BS	-
			-	-	-	-		DR650S N, P	'92-'93	-	-	YTX4L-BS	-
			-	-	-	-		DR650S	'90-'91	-	-	YB5L-B*	12N5-3B
			-	-	-	-		DR650SE	'98-'13	-	-	YTX9-BS	-
			-	-	-	-		DR650SE (CN)	'96-'97	-	-	YTX9-BS	-
			-	-	-	-		DR650SE	'96-'97	-	-	YB10L-B2	-
			-	-	-	-		GR650 Tempter, X	'83	YTX14AHL-BS*	-	YB14L-A2	-
			-	-	-	-		GS650E	'81-'82	-	-	YB10L-A2	-
			-	-	-	-		GS650 (All)	'81-'83	YTX14AHL-BS*	-	YB14L-A2	-
			-	-	-	-		GSX650F	'08-'11	-	-	YTX9-BS	-
			-	-	-	-		LS650 Savage, S40	'86-'13	YTX14AHL-BS*	-	YB14L-B2	-
			-	-	-	-		SV650	'99-'02	-	-	YT12A-BS	-
			-	-	-	-		SV650A, SA	'03-'10	-	-	YT12A-BS	-
			-	-	-	-		SV650, S	'08-'13	-	-	YTX12-BS	-
			-	-	-	-		SV650 Gladius	'09-'11	-	-	YT12A-BS	-
			-	-	-	-		XN85 Turbo	'83	YTX14AHL-BS*	-	YB14L-A2	-
			-	-	-	-		GSF600S Bandit	'96-'03	-	-	YTX9-BS	-
			-	-	-	-		GSX-R600	'97-'13	-	-	YTX9-BS	-
			-	-	-	-		GSX-R600W	'92-'93	-	-	YTX9-BS	-
			-	-	-	-		GSX600F Katana	'98-'06	-	-	YTX9-BS	-
			-	-	-	-		GSX600F Katana	'88-'97	-	-	YB10L-B2	-
			-	-	-	-		SP600	'85	-	-	YB5L-B*	12N5-3B
			-	-	-	-		RF600R, S	'94-'96	-	-	YTX9-BS	-
			-	-	-	-		GS550E, L, M, TX	'77-'82	-	-	YB10L-A2	-
			-	-	-	-		GS550E, ES, L	'83-'86	-	-	YB10L-B	-
			-	-	-	-		GT550 Indy	'72-'77	-	-	-	12N11-3A-1
			-	-	-	-		GS500, F	'01-'11	-	-	YB10L-B2	-
			-	-	-	-		GS500E	'89-'00	-	-	YB10L-B2	-
			-	-	-	-		GT500 Titan	'76-'77	-	-	YB7-A*	12N7-4A
			-	-	-	-		SP500	'81-'83	-	-	-	6N4B-2A
			-	-	-	-		T500 Titan	'68-'75	-	-	YB7-A*	12N7-4A
			-	-	-	-		GS450	'83-'88	-	-	YB12B-B2	-
			-	-	-	-		GS450	'80-'82	-	-	YB10L-A2	-
			-	-	-	-		GS425, GS425E, L	'79	-	-	YB10L-A2	-
			-	-	-	-		DR-Z400, E, S, SM	'00-'13	-	-	YB7B-BS	-
			-	-	-	-		GN400T, X	'80-'82	-	-	-	6N4B-2A
			-	-	-	-		GS400	'77-'78	-	-	YB10L-A2	-
			-	-	-	-		GS400X	'77-'78	-	-	YB7-A*	12N7-4A
			-	-	-	-		GSF400 Bandit	'91-'93	-	-	YTX9-BS	-
			-	-	-	-		SP400	'80	-	-	-	6N4B-2A

* See Battery Cross Reference Chart on page 14.





MOTORCYCLE APPLICATIONS

CC	Model	Year	High Performance AGM	AGM	YuMicron	Conventional	CC	Model	Year	High Performance AGM	AGM	YuMicron	Conventional
SUZUKI (continued)							TRIUMPH						
	TS400 Apache	'76-'77	-	-	-	6N4B-2A	2300	Rocket III	'03-'13	YTX20HL-BS*	YTX20L-BS	-	-
	TS400 Apache	'72-'75	-	-	YB5L-B*	12N5-3B	1600	Thunderbird	'10-'13	YTX20HL-BS*	YTX20L-BS	-	-
380	GT380 Sebring	'72-'77	-	-	YB7-A*	12N7-4A	1200	Trophy	'00-'04	YTX14H-BS*	YTX14-BS	-	-
370	SP370	'78-'79	-	-	-	6N4B-2A		All Other Models	'93-'99	YTX14AHL-BS	-	-	-
350	DR350S	'90-'96	-	YTX4L-BS	-	-	1050	Speed Triple	'05-'13	-	YTX12 ^{FA}	-	-
	DR350SE	'94-'99	-	YTX7L-BS	-	-		Sprint ST	'05-'10	-	YTX12 ^{FA}	-	-
	T350 Series	'79	-	-	YB5L-B*	12N5-3B		Tiger	'07-'13	-	YTX12 ^{FA}	-	-
305	Scramble TC305	'69	-	-	YB5L-B*	12N5-3B	1000	Daytona	'92-'93	YTX14AHL-BS	-	-	-
	T305	'69	-	-	YB5L-B*	12N5-3B	955	Daytona 955i, Speed Triple, Sprint ST	'99-'04	YTX14H-BS*	YTX14-BS	-	-
300	GS300L	'82-'85	-	-	-	-		Sprint RS	'00-'04	YTX14H-BS*	YTX14-BS	-	-
250	DR250S	'90-'92	-	YTX4L-BS	-	-		Tiger	'02-'06	YTX14H-BS*	YTX14-BS	-	-
	DR250S EP, ER, ES	'93-'95	-	YTX7L-BS	-	-	900	All Other Models	'96-'97	YTX14AHL-BS	-	-	-
	DR-Z250	'01-'07	YTZ7S	-	-	-		Scrambler, Bonneville	'06-'07	-	YTX12-BS	-	-
	GN250	'82-'88	-	-	YB10L-A2	-		T90	-	-	-	-	6N11A-1B
	GS250T	'80-'81	-	-	YB10L-A2	-		Tiger	'99-'01	YTX14H-BS*	YTX14-BS	-	-
	GT250 Hustler	'73-'77	-	-	YB5L-B*	12N5-3B		Thruxton	'03-'08	-	YTX12-BS	-	-
	GZ250	'99-'12	-	YTX7L-BS	-	-		Thunderbird	'02-'03	YTX14AHL-BS	-	-	-
	Model T20	'69	-	-	YB5L-B*	12N5-3B	865	All Other Models	'91-'01	YTX14AHL-BS	-	-	-
	SP250	'82-'85	-	-	-	6N4B-2A		America	'09-'13	-	YTX12-BS	-	-
	Scrambler TC250	'69	-	-	YB5L-B*	12N5-3B		Bonneville T100, SE	'05-'07	-	YTX12-BS	-	-
	T250, T250-II, T250J, T250R	'72	-	-	YB5L-B*	12N5-3B		Scrambler	'05-'07	-	YTX12-BS	-	-
	TS250 Savage	'73-'81	-	-	-	6N4B-2A		Bonneville T100, SE, FI	'08-'10	-	YT12B-BS	-	-
	TS250 Savage	'69-'72	-	-	-	6N2-2A-4		Scrambler	'08-'10	-	YT12B-BS	-	-
	TU250X	'09-'13	-	YTX7L-BS	-	-		Bonneville T100, SE, FI	'11-'13	-	YTX12-BS	-	-
200	DR200SE	'96-'13	-	YTX7L-BS	-	-		Scrambler	'11-'13	-	YTX12-BS	-	-
	SP200	'86-'88	-	-	YB4L-B	-		Speedmaster	'09-'13	-	YTX12B-BS	-	-
	T200, TC200	-	-	-	YB5L-B*	12N5-3B	800	Thruxton	'09-'13	-	YT12B-BS	-	-
185	GT185 Adventurer	'73-'77	-	-	-	12N11-3A-1		Bonneville	'01-'05	-	YTX12-BS	-	-
	TC185 Ranger	'74-'77	-	-	-	12N11-3A-1		Speedmaster	'03-'05	-	YTX12-BS	-	-
	TS185 Sierra	'77-'81	-	-	-	6N4B-2A		Tiger 800	'11-'13	YTX14H-BS*	YTX14-BS	-	-
	TS185 Sierra	'71-'76	-	-	-	6N4-2A	750	Bonneville, Tiger	-	-	YB9-B	12N9-4B-1	
125	DR125, SE, SES	'94-'96	-	YTX7L-BS	-	-		T150 Trident	-	-	YB7L-B	12N7-3B	
	GN125, E	'91-'96	-	-	YB7-A	-		All Other Models	'93-'97	YTX14AHL-BS	-	-	-
	GN125, E	'82-'83	-	-	YB7-A	-	675	Daytona 675, R	'06-'07	-	YT7B-BS	-	-
	RV125 SE, R	'94	-	YTX7L-BS	-	-		Daytona 675, R	'08-'13	-	YTX9-BS	-	-
	RV125 Tracker	'73-'77	-	-	-	6N4-2A		Street Triple, R	'09-'13	-	YTX9-BS	-	-
	SP125	'86-'88	-	-	-	6N4-2A	650	T120 Bonneville	-	-	YB7L-B	12N7-3B	
	SP125	'82-'83	-	-	-	6N4-2A	600	600 (12V)	-	-	-	B39-6 (x2pcs.)	
	TC125 Prospector	'73-'77	-	-	-	6N4B-2A		6T, T20B	-	-	-	6N11A-1B	
	TS125 Duster	'71-'81	-	-	-	6N4B-2A		Daytona 600/650, Speed Four	'03-'05	-	YTX9-BS	-	-
120	B120P	-	-	-	-	6N4B-2A		TT600	'00-'03	-	YTX12-BS	-	-
	TC120, TC120-II, TC120R	'71	-	-	-	6N4-2A	500	500 (12V)	-	-	-	B39-6 (x2pcs.)	
105	B105P	-	-	-	-	6N4B-2A	350	5TA, TR5A/R	-	-	-	6N11A-1B	
100	A100 Go-fer	'76-'77	-	-	-	6N4-2A		350 (12V)	-	-	-	6N11A-1B	
	A100 Go-fer	'69	-	-	-	6N4-2A		350 3TA, Twenty One	-	-	-	B38-6A	
	B100P	-	-	-	-	6N4-2A	250	Tigress (6V)	-	-	-	6N11A-1B	
	SP100	'83	-	-	-	6N4B-2A		Tigress (12V)	-	-	-	6N11A-1B	
	Scrambler AC100	'69	-	-	-	6N4-2A	200	Tiger	-	-	-	6N11A-1B	
	Sport AS100	'69	-	-	-	6N4-2A	183	Tigress	-	-	-	6N11A-1B	
	TC100 Blazer	'73-'77	-	-	-	6N4-2A	CC (C) VICTORY						
	TS100 Honcho	'78-'81	-	-	-	6N4B-2A	1731	Vegas Jackpot, Hammer, Ness, Vision	'08-'13	YTX20HL-BS	-	-	-
	TS100 Honcho	'73-'77	-	-	-	6N4-2A	(106)		-	-	-	-	-
90	RV90 Rover	'73-'77	-	-	-	6N4B-2A	1634	Vegas, Kingpin, Hammer (-08)	'06-'10	YTX20HL-BS	-	-	-
	RV90 Rover	'72	-	-	-	6N2-2A-4	(100)		-	-	-	-	-
	TC90	-	-	-	-	6N4-2A	1507	Vegas, Kingpin, Hammer	'03-'05	YTX20HL-BS*	YTX20L-BS	-	-
	TC90J, TC90R	-	-	-	-	6N2-2A-4	(92)		-	-	-	-	-
	Model K10, Model K10P	'68	-	-	-	6N4-2A	1507	V92TC Touring Cruiser	'02-'06	YTX20HL-BS*	YTX20L-BS	-	-
80	Sport 80 (Models K11 & K11P)	'68	-	-	-	6N4-2A	1507	V92SC Sport Cruiser	'00-'01	YTX20HL-BS*	YTX20L-BS	-	-
	Trail 80 (Models K15 & K15P)	'68	-	-	-	6N4-2A	1507	V92C, DC Classic, Deluxe Cruiser	'98-'04	YTX20HL-BS*	YTX20L-BS	-	-
75	TS75 Colt	'75-'77	-	-	-	6N4-2A	YAMAHA						
70	DR-Z70	'08-'09	-	YT4B-BS	-	-	1854	Roadliner, Raider, Stratoliner	'06-'13	-	YT14B-BS	-	-
55	Model 31	'68	-	-	-	6N2-2A-4	1700	VMAX	'09-'13	YTZ14S	-	-	-
50	AC50, AS50	'71	-	-	-	6N4-2A		XV17AT Road Star, Silverado	'04-'07	YTX20HL-BS*	YTX20L-BS	-	-
	OR50	'79-'80	-	-	-	6N4-2A		XV17P Road Star Warrior	'02-'08	-	YT14B-BS	-	-
	Sport 50 (Model M12)	'68	-	-	-	6N4-2A		XV17AT Road Star, Silverado	'08-'13	-	YT14B-BS	-	-
	TS50	'74	-	-	-	6N4-2A			-	-	-	-	

^{FA} Must use Factory Activated battery.
* See Battery Cross Reference Chart on page 14.



MOTORCYCLE APPLICATIONS

CC	Model	Year	High Performance AGM	AGM	YuMicron	Conventional	CC	Model	Year	High Performance AGM	AGM	YuMicron	Conventional
YAMAHA (continued)							YAMAHA (continued)						
	MT-01 (EU)	'05-'12	-	YT14B-BS	-	-		YZF-R6, R6S	'01-'07	-	YT9B-BS	-	-
1600	XV1600 Road Star	'99-'03	YTX20HL-BS*	YTX20L-BS	-	-		YZF-R6	'99-'00	-	YT12B-BS	-	-
1300	FJR1300, A	'03-'13	-	YT14B-BS	-	-		YZF600R	'95-'07	-	YTX12-BS	-	-
	XVZ13 Royal Star/Venture (All)	'96-'12	YTX20HL-BS*	YTX20L-BS	-	-		XJ6, Deversion (EU)	'09-'13	-	YT12B-BS	-	-
	XVZ13 Venture/Royale	'86-'93	YTX24HL-BS*	-	SY50-N18L-AT	-	550	XJ550 Maxim, R Seca	'81-'83	-	-	YB12A-A*	12N12A-4A-1
	XJR1300 (EU)	'07-'13	YTZ14S	-	-	-		XT550	'82-'83	-	-	YB5L-B*	12N5-3B
	XVS13AY V Star 1300, Stryker	'09-'13	YTX20HL-BS*	YTX20L-BS	-	-		XZ550R Vision	'82-'83	YTX14AHL-BS*	-	YB14L-A2	-
1200	FJ1200 (All)	'91-'93	YTX14H-BS*	YTX14-BS	-	-	535	XV535 Virago	'87-'99	-	-	YB12AL-A2	-
	FJ1200	'86-'90	YTX14AHL-BS*	-	YB14L-A2	-	500	SR500	'78-'99	-	-	YB7L-B	12N7-3B
	VMX12 V-Max	'85-'07	-	-	YB16AL-A2	-		TX500	'73-'74	YTX14AHL-BS*	-	YB14L-A2*	12N14-3A
	XVZ12 Venture/Royale	'83-'85	YTX24HL-BS*	-	SY50-N18L-AT	-		XS500	'75-'78	YTX14AHL-BS*	-	YB14L-A2*	12N14-3A
	XT1200Z Super Tenere	'11-'13	YTZ12S	-	-	-		XT500	'76-'81	-	-	-	6N6-3B-1
1100	FJ1100	'84-'85	YTX14AHL-BS*	-	YB14L-A2	-		XV500 Virago	'83	YTZ7S	-	YB12A-A*	12N12A-4A-1
	XJ1100 Maxim	'82	YTX24HL-BS*	-	SY50-N18L-AT	-	450	WR450F	'03-'07	-	-	-	-
	XS1100 (All)	'78-'81	YTX24HL-BS*	-	Y50-N18L-A-CX*	Y50-N18L-A	400	DT400 Enduro	'77-'78	-	-	-	6N6-3B-1
	XV1100 Virago (All)	'86-'99	YTX24HL-BS*	-	Y50-N18L-A-CX*	Y50-N18L-A		DT400 Enduro	'75-'76	-	-	-	6N4B-2A-3
	XVS1100 V-Star (All)	'99-'10	-	YT14B-BS	-	-		FZR400 (All)	'88-'90	-	-	YB12AL-A2	-
1000	FZR1000	'91-'95	YTX14H-BS*	YTX14-BS	-	-		RD400	'76-'79	-	-	-	12N5.5A-3B
	FZR1000	'87-'90	YTX14AHL-BS	-	YB14L-A2	-		XS400 (All)	'80-'83	-	-	YB12A-A*	12N12A-4A-1
	FZS1000 FZ1	'06-'13	YTZ14S	-	-	-		SR400	'78-'00	-	-	YB7L-B*	12N7-3B-1
	FZS1000 FZ1	'01-'05	-	YT14B-BS	-	-		SR400	'01-'09	-	YT4B-BS	-	-
	GTS1000	'93-'94	YTX14H-BS*	YTX14-BS	-	-		SR400 (F)	'10-'13	-	YT4B-BS	-	-
	XV1000 Virago	'84-'85	YTX24HL-BS*	-	Y50-N18L-A-CX*	Y50-N18L-A	360	DT360 Enduro	'74	-	-	-	6N4B-2A-3
	YZF-R1	'99-'03	-	YT12B-BS	-	-		RT1, RT1B 360 Enduro	'70-'71	-	-	-	6N2-2A-3
	YZF-R1	'04-'13	YTZ10S	-	-	-		RT2, RT3 360 Enduro	'72-'73	-	-	-	6N4-2A-5
	YZF1000R	'97-'98	YTX14H-BS*	YTX14-BS	-	-		XS360	'76-'78	-	-	YB12A-A*	12N12A-4A-1
950	XVS95CT, Y V Star 950	'09-'12	YTZ14S	-	-	-		XS360-2	'77	-	-	YB7L-B*	12N7-3B
920	XV920 Virago	'82	YTX24HL-BS*	-	SY50-N18L-AT	-	350	BW350 Big Wheel	'87-'88	-	-	YB12B-B2	-
	XV920M Midnight Virago	'83	YTX24HL-BS*	-	Y50-N18L-A-CX*	Y50-N18L-A		R3	'69	-	-	YB5L-B*	12N5-3B
	XV920R Virago	'81-'83	YTX24HL-BS*	-	Y50-N18L-A-CX*	Y50-N18L-A		R5, R5B, R5C	'70-'72	-	-	-	12N5.5A-3B
900	XJ900R Seca	'83	YTX14AHL-BS*	-	YB14L-A2	-		RD350	'73-'75	-	-	-	12N5.5A-3B
	TDM900 (EU)	'02-'13	-	YT12B-BS	-	-		RZ350	'84-'85	-	-	-	12N5.5-3B
850	TDM850	'92-'93	-	YTX12-BS	-	-		XT350	'85-'00	-	-	YB3L-B	-
	TRX850	'95-'99	-	YTX12-BS	-	-		YR2/C	'68	-	-	-	12N5.5-3B
	XS850 (All)	'80-'81	YTX14AHL-BS*	-	YB14L-A2	-	250	DS6B, DS6C	'69-'70	-	-	YB5L-B*	12N5-3B
800	FZ8	'11-'13	YTZ10S	-	-	-		DS7	'72	-	-	-	12N5.5A-3B
750	FZ750, FZR750	'85-'88	YTX14AHL-BS*	-	YB14L-A2	-		DT1 250 Enduro	'68	-	-	-	6N2-2A-3
	TX750	'73-'74	YTX20HL-BS*	YTX20L-BS*	YB16L-B	-		DT1B, DT1C, DT1E 250 Enduro	'69-'71	-	-	-	6N2-2A-3
	XJ750 Maxim	'82-'83	-	-	SYB14L-A2	-		DT2 250 Enduro	'72	-	-	-	6N4-2A-5
	XJ750M Midnight Maxim	'83	YTX14AHL-BS*	-	YB14L-A2	-		DT250 Enduro	'77-'79	-	-	-	6N6-3B-1
	XJ750R Seca	'81-'83	-	-	SYB14L-A2	-		DT250 Enduro	'74-'76	-	-	-	6N4B-2A-3
	XS750 (All)	'77-'79	YTX14AHL-BS*	-	YB14L-A2*	12N14-3A		DT3 250 Enduro	'73	-	-	-	6N4-2A-5
	XV750 Virago (All)	'81-'96	-	-	YB16AL-A2	-		RD250	'73-'75	-	-	-	12N5.5A-3B
	YZF750R	'94-'98	-	YTX12-BS	-	-		SR250 Exciter	'80-'82	-	-	YB12A-A*	12N12A-4A-1
	YZF-R7	'99	-	YT9B-BS	-	-		SR250	'87	-	-	YB12A-A*	12N12A-4A-1
700	FZ700, Fazer	'86-'87	YTX14AHL-BS*	-	YB14L-A2	-		TTR250	'99-'06	-	YT7B-BS	-	-
	XJ700 Maxim, XJ700X	'85-'86	YTX14AHL-BS*	-	YB14L-A2	-		WR250X, R	'08-'13	YTZ7S	-	-	-
	XV700 Virago	'84-'87	-	-	YB16AL-A2	-		WR250F	'08-'09	YTZ7S	-	-	-
660	XT660X, R,Z, Tenere (EU)	'04-'13	-	YT9B-BS	-	-		WR250F	'03-'07	YTZ7S*	YTX5L-BS	-	-
	MT-03 (EU)	'06-'13	-	YT9B-BS	-	-		XT250	'08-'13	YTZ7S	-	-	-
650	TX650	'74	YTX14AHL-BS*	-	YB14L-A2	12N14-3A		XT250	'84	-	-	YB3L-B	-
	TX650	'73	-	-	YB12A-A*	12N12A-4A-1		XT250	'80-'83	-	-	-	6N6-3B-1
	XJ650 (All)	'80-'83	-	-	YB12A-A*	12N12A-4A-1		XV250 Virago	'95-'03	-	-	YB10L-A2*	12N10-3A-2
	XS1	'70-'71	-	-	-	12N5.5-3B		XV250 Route 66	'88-'90	-	-	YB10L-A2*	12N10-3A-2
	XS2	'72	-	-	YB12A-A*	12N12A-4A-1		XV250YCR V Star 250	'09-'13	-	-	YB10L-A2*	12N10-3A-2
	XS650	'75-'83	YTX14AHL-BS*	-	YB14L-A2*	12N14-3A		Tricker	'-13	YTZ7S	-	-	-
	XVS650 V-Star (All)	'98-'13	-	YT12B-BS	-	-		XT250 Serow	'05-'13	YTZ7S	-	-	-
600	FJ600	'84-'85	-	-	YB12A-A*	12N12A-4A-1	230	TTR230E	'06-'07	YTZ7S*	YTX5L-BS	-	-
	FZ6, R	'05-'13	-	YT12B-BS	-	-	225	TTR225	'99-'05	-	-	YB7B-B	-
	FZ600	'86-'88	-	-	YB12A-A*	12N12A-4A-1		XT225	'01-'07	YTZ7S	-	-	-
	FZR600/R	'89-'99	-	-	YB12AL-A2	-		XT225 Serow	'92-'00	-	YTX7L-BS	-	-
	SRX600	'86	-	-	YB5L-B*	12N5-3B	200	BW200E Big Wheel (Electric Start)	'86-'88	-	-	YB7C-A	-
	XJ600S Seca II	'92-'98	-	YTX9-BS	-	-		CS3B, CS3C	'70-'71	-	-	YB9L-A2	-
	XT600	'84-'89	-	-	YB5L-B	-		CS5	'72	-	-	YB9L-A2	-
	XT600E	'90-'95	-	YTX9-BS	-	-		RD200	'74-'76	-	-	YB9L-A2	-
	YX600 Radian	'86-'90	-	-	YB12A-A*	12N12A-4A-1		TW200	'87-'13	-	-	YB7C-A	-
	YZF-R6 (Excl. R6S)	'06-'13	YTZ10S	-	-	-		XT200	'82-'83	-	-	-	6N4A-4D

* See Battery Cross Reference Chart on page 14.



MOTORCYCLE APPLICATIONS

CC	Model	Year	High Performance AGM	AGM	YuMicron	Conventional	CC	Model	Year	High Performance AGM	AGM	YuMicron	Conventional
YAMAHA (continued)							YAMAHA (continued)						
	YCS1	'68	-	-	YB9L-A2	-	90	HS1, HS1B	'70-'71	-	-	-	12N5.5-3B
185	SR185 Exciter	'81-'82	-	-	YB7L-B	-		HT1, HT1B 90 Enduro	'70-'71	-	-	-	6N2-2A-3
175	CT1, CT1B, CT1C 175 Enduro	'69-'71	-	-	-	6N2-2A-3		TTR90E Electric Start	'03-'07	-	YT4B-BS	-	-
	CT2, CT3 175 Enduro	'72-'73	-	-	-	6N4A-4D	80	DT80 Mini Enduro	'81-'83	-	-	-	6N4-2A-5
	DT175 Enduro	'78-'81	-	-	-	6N6-3B-1		G6S, G6SB	'70-'71	-	-	-	6N4A-4D
	DT175 Enduro	'74-'76	-	-	-	6N4B-2A-3		G7S	'72	-	-	-	6N4A-4D
125	AS2C	'69	-	-	-	12N5.5-3B		GT1 Mini Enduro	'73	-	-	-	6N4-2A-5
	AT1E, AT1B, AT1C 125 Enduro	'69-'71	-	-	YB7L-B*	12N7-3B		GT80 Mini Enduro	'74-'80	-	-	-	6N4-2A-5
	AT2, AT3 125 Enduro	'72-'73	-	-	YB7L-B*	12N7-3B		LB80 Chappy	'76-'78	-	-	-	6N4-2A-5
	DT125 Enduro	'74-'81	-	-	YB7L-B*	12N7-3B		YG1	'62-'66	-	-	-	6N4A-4D
	RD125	'75-'76	-	-	-	12N5.5A-3B		YG5T, YG5S	'68-'69	-	-	YB7L-B*	12N7-3B
	TTR125E/LE Electric Start	'03-'07	-	YTX4L-BS	-	-	60	JT2 Mini Enduro	'72	-	-	-	6N2-2A-3
	XT125	'82-'83	-	-	-	6N4A-4D		RD60	'73-'75	-	-	-	6N4A-4D
	YA6	'64-'66	-	-	YB10L-B	-	50	DT50 Enduro	'88-'90	-	-	-	6N4B-2A-3
	YAS1/C	'68	-	-	-	12N5.5-3B		LB50P Chappy	'78-'82	-	-	-	6N4-2A-5
100	DT100 Enduro	'77-'83	-	-	-	6N4-2A-5		LC50 Champ	'80-'81	-	-	-	6N4-2A-5
	DT100 Enduro	'74-'76	-	-	-	6N4B-2A-3		MJ50 Towmy	'82	-	-	-	6N4-2A-5
	L5T, L5TA	'69-'70	-	-	YB7L-B*	12N7-3B		QT50 Yamahopper	'79-'87	-	-	-	6N4-2A-5
	LS2	'72	-	-	-	12N5.5A-3B		RX50 Special	'83-'84	-	-	-	6N4-2A-5
	LT2, LT3 100 Enduro	'72-'73	-	-	-	6N4A-4D		TTR50E	'06-'07	-	YT4B-BS	-	-
	RS100	'75-'76	-	-	-	6N4A-4D		YSR50	'87-'92	-	-	-	6N4-2A-5
	YL2C/CM	'68	-	-	YB7L-B*	12N7-3B							



UTILITY VEHICLE (UTV) APPLICATIONS

CC	Model	Year	High Performance AGM	AGM	YuMicron	Conventional	CC	Model	Year	High Performance AGM	AGM	YuMicron	Conventional
ARCTIC CAT							KAWASAKI (continued)						
550	Prowler 550	'09	YTX24HL-BS	-	-	-	750	Terx All Models (US)	'08-'13	Not available	-	-	-
	Prowler 550	'10-'13	-	YIX30L-BS*	YB30L-B	-		Terx All Models (CN)	'08-'13	-	KMX14-BS*	-	-
650	Prowler 650	'06-'09	YTX24HL-BS*	-	Y50-N18L-A-CX	-	950	KAF950, Mule 2510, 3010 Diesel	'10	Not available	-	-	-
700	Prowler 700	'09	YTX24HL-BS	-	-	-							
	Prowler 700	'10-'13	-	YIX30L-BS*	YB30L-B	-	KYMCO						
1000	Prowler 1000	'13	-	YIX30L-BS*	YB30L-B	-	500	UXV500	'13	YTX20HL-BS*	YTX20L-BS	-	-
	Wildcat 1000, Wildcat 1000 LTD	'13	-	YIX30L-BS*	-	-	POLARIS						
BRP (CAN-AM)							170	Ranger RZR	'13	-	YTX12-BS	-	-
800	Commander 800	'11-'13	YTX20HL*FA	YTX20L*FA	-	-	425	Ranger 2x4	'02-'03	-	YIX30L-BS*	YB30L-B	-
1000	Commander 1000	'11-'13	YTX20HL*FA	YTX20L*FA	-	-	400	Ranger 400	'11-'13	YTX14AH-BS*	-	YB14-B2	-
HONDA							500	Ranger 6x6, 4x4,	'98-'04	-	YIX30L-BS*	YB30L-B	-
700	MUV700 Big Red	'08-'13	YTX14H-BS*	YTX14-BS	-	-		Ranger 4x4,	'04-'10	-	YIX30L-BS*	YB30L-B	-
KAWASAKI								Ranger 4x4,	'11-'13	YTX14AH-BS*	-	YB14-B2	-
300	KAF300, Mule 500, 520, 550		YTX14AH-BS*	-	YB14A-A2	-	570	RZR 570, EPS	'12-'13	YTX14AH-BS*	-	YB14-B2	-
400	KAF400, Mule 600, 610	'05-'13	YTX14AH-BS*	-	YB14A-A2	-	700	Ranger 6x6, 4x4	'06-'10	-	YIX30L-BS	-	-
450	KAF450, Mule 1000		YTX20HL-BS-PW*	-	YB16CL-B	-	800	Ranger RZR	'09-'13	YTX20HL-BS	-	-	-
540	KAF540, Mule 2010, 2020, 2030		YTX20HL-BS-PW*	-	YB16CL-B	-		Ranger RZR 4	'10-'13	-	YIX30L-BS	-	-
620	KAF620, Mule 3010 4x4 Advantage Classic	'03-'07	YTX20HL-BS*	YTX20L-BS	-	-		Ranger	'10-'13	-	YIX30L-BS*	YB30L-B	-
	KAF620, Mule 2500, 2510, 2520		YTX20HL-BS-PW*	-	YB16CL-B	-	900	Ranger RZR	'11-'13	-	YIX30L-BS	-	-
	KAF620, Mule 3000, 3010, 3020		YTX20HL-BS*	YTX20L-BS	-	-		Ranger Diesel	'11-'13	Not available	-	-	-
	Mule 4000	'13	Not available	-	-	-		Ranger XP	'13	Not available	-	-	-
	KAF620F, Mule 4010 4x4 (US)	'13	Not available	-	-	-	SUZUKI						
	KAF620F, Mule 4010 4x4 (CN)	'13	YTX20HL-BS*	YTX20L-BS	-	-	620	QUV620F	'05	YTX20HL-BS*	YTX20L-BS	-	-
	Mule 4010 Trans4x4, Diesel, Mule4000	'13	Not available	-	-	-	YAMAHA						
								Rhino	All	Not available	-	-	-

* See Battery Cross Reference Chart on page 14.
 K Available at Kawasaki dealers only.
 FA Must use Factory Activated battery.



SCOOTER APPLICATIONS

CC	Model	Year	High Performance AGM	AGM	YuMicron	Conventional	CC	Model	Year	High Performance AGM	AGM	YuMicron	Conventional
APRILIA							KYMCO (continued)						
850	SRV850	'12-'13	YTX14H-BS*	YTX14-BS	-	-	150	People S 150	'09-'13	-	YTX7A-BS	-	-
500	Scarabeo	'09-'13	-	YTX12-BS	-	-	Super 8 150	'09-'13	-	YTX7A-BS	-	-	-
300	Atlantic	'12	-	-	YB12AL-A	-	125	People S 125	'09-'10	-	YTX7A-BS	-	-
250	Sport City	'09-'13	-	YTX12-BS	-	-	Agility 125	'13	YTX7S*	YTX5L-BS	-	-	-
200	Scarabeo	'09-'13	-	-	YB12AL-A	-	50	Super 8	'09-'13	-	YTX7A-BS	-	-
150	Mojito	'09-'10	-	YTX7L-BS	-	-	Super 9	'09-'10	YTX7S*	YTX5L-BS	-	-	-
125	Sport City	'08-'13	-	-	YB9-B	-	People	'09-'13	YTX7S*	YTX5L-BS	-	-	-
100	Scarabeo ST	'09-'13	-	-	YB9-B	-	People S 50	'09-'10	-	YTX7A-BS	-	-	-
50	SR50	'09-'13	-	-	YB9-B	-	Agility 50	'09-'13	-	YTX7A-BS	-	-	-
	Sport City	'08-'13	-	-	YB9-B	-							
BMW							PIAGGIO						
650	C650 GT	'11-'13	YTX14H-BS	YTX14-BS	-	-	500	MP3 500	'08-'13	YTX14H-BS*	YTX14-BS	-	-
600	C600	'11-'13	YTX14S	-	-	-	400	MP3 400	'08-'13	YTX14H-BS*	YTX14-BS	-	-
E-TON							PIAGGIO - GILERA						
50	Beamer 50, Beamer III	'00-'12	YTX7S*	YTX5L-BS	-	-	300	Nexus 300ie	'10-'11	YTX14H-BS*	YTX14-BS	-	-
	Matrix 50	'12	YTX7S*	YTX5L-BS	-	-	200	Runner 200	'10-'12	-	YTX12-BS	-	-
	Sport 50	'12	-	YTX7A-BS	-	-	125	Runner 125	'10-'12	-	YTX14-BS	-	-
150	Sport 150	'12	-	YTX7A-BS	-	-	50	SP50	'10-'13	-	-	YB4L-B	-
	Matrix R4-150	'12	-	YTX9-BS	-	-							
	Beamer R4-150	'12	-	YTX9-BS	-	-	PIAGGIO - VESPA						
HONDA							SYM						
600	FSC600 Silver Wing	'02-'13	YTX12S	-	-	-	250	RV250	'10-'12	-	YTX12-BS	-	-
250	CH250 Elite	'85-'90	-	YTX12-BS	-	-	200	HD200	'10-'13	-	YTX9-BS	-	-
	CN250 Helix	'93-'09	-	YTX12-BS	-	-	125	HD125	'10-'11	-	YTX9-BS	-	-
	CN250 Helix	'86-'87	-	YTX12-BS	-	-		Fiddlell125	'10-'11	-	YTX7A-BS	-	-
	NSS250 Reflex	'01-'09	YTX12S	-	-	-	50	Fiddlell50	'10-'12	-	YTX7A-BS	-	-
	PS250 Big Ruckus	'05-'08	YTX12S	-	-	-		SymPoly50	'10-'11	-	YTX7A-BS	-	-
	SM250	'09-'13	YTX12S	-	-	-		MIO 50	'10-'13	-	YTX7A-BS	-	-
150	CH150 Elite	'87	-	YTX9-BS	-	-		JetEuro 50	'10-'12	YTX7S	-	-	-
	CH150 Elite Deluxe	'85-'86	-	-	YB9-B	-		RS50	'10	-	YTX4L-BS	-	-
	SH150	'10-'12	-	YTX7L-BS	-	-	SUZUKI						
	SH150	'13	YTX7S	-	-	-	650	AN650 Burgman	'03-'13	YTX14H ^{FA}	YTX14 ^{FA}	-	-
	FES150	-	-	YTR9-BS	-	-	400	AN400 Burgman	'03-'13	-	YTX12A ^{FA}	-	-
	PCX150	'11-'13	YTX7S	-	-	-	50	F50, F50R	'71	-	-	-	6N4-2A
125	CH125 Elite	'84	-	-	YB9-B	-		FA50 Shuttle	'80-'91	-	-	-	6N2-2A-4
	FES125	-	-	YTR9-BS	-	-		FS50, FZ50	'79-'83	-	-	-	6N4-2A
	NH125 Aero	'84	-	-	YB5L-B	-	YAMAHA						
	Pantheon 125	-	-	YTR9-BS	-	-	530	T-Max	'12-'13	YTX12S	-	-	-
	PCX	'10-'13	YTX7S	-	-	-	500	XP500 T-Max	'09-'13	YTX10S	-	-	-
	SH125	'10-'12	-	YTX7L-BS	-	-	400	YP400 Majesty	'04-'13	-	YTR9-BS	-	-
	SH125	'13	YTX7S	-	-	-	250	Morphous	'06-'07	YTX10S	-	-	-
110	NHX110 Elite	'10-'13	-	YTX7L-BS	-	-		Maxam	'13	YTX10S	-	-	-
80	CH80 Elite	'93-'09	YTX7S*	YTX5L-BS	-	-	200	XC200 Riva	'87-'91	-	-	YB10L-B2	-
	NH80 Aero	'85	YTX7S*	YTX5L-BS	-	-	180	XC180 Riva	'83-'85	-	-	YB10L-B	-
	NH80MD Aero	'83-'84	-	-	YB5L-B	-	125	XC125 Riva	'85-'01	-	-	YB7C-A	-
50	CHF50 Metropolitan, II, SP	'02-'13	YTX7S	-	-	-		YJ125T Vino 125	'04-'09	-	YTX7A-BS	-	-
	NB50 Aero	'85-'87	-	YTX4L-BS	-	-		Zuma 125	'09-'13	-	YTX7B-BS	-	-
	NB50M Aero	'83-'84	-	-	YB4L-B	-	80	CV80 Riva	'83-'87	-	-	6YB11-2D	6N11-2D
	NN50MD Gyro	'84	-	-	YB4L-B	-		CA50 Riva	'83-'86	-	-	6YB8L-B	-
	NPS50, S Ruckus	'03-'13	YTX7S	-	-	-		CE50 Riva Jog	'86-'87	-	-	YB4L-B	-
	NQ50 Spree, 50D SS	'86-'87	-	YTX4L-BS	-	-		CG50 Riva	'88-'91	-	-	YB4L-B	-
	NQ50 Spree	'84-'85	-	-	YB4L-B	-		CV50 Riva	'84	-	-	6YB8L-B	-
	P50 Little Honda	'67-'68	-	-	-	-		CW50 Zuma	'89-'90	-	-	YB4L-B	-
	PA50I Moped, PA50II	'78-'83	-	-	-	-		CW50 Zuma II	'97-'01	-	-	YB4L-B	-
	SA50 Elite LX, S, SR	'88-'01	-	YTX4L-BS	-	-		CY50 Riva Jog	'92-'01	-	YTX4L-BS	-	-
	SB50 (All)	'88-'90	-	YTX4L-BS	-	-		SH50 Riva Razz	'87-'01	-	-	YB4L-B	-
	SE50 Elite (All)	'87	-	YTX4L-BS	-	-		XC50 Vino Classic	'06-'13	YTX7S*	YTX5L-BS	-	-
	TG50 Gyro S (All)	'85-'86	-	YTX4L-BS	-	-		XF50W (C3)	'07-'13	YTX7S*	YTX5L-BS	-	-
HYOSUNG							YAMAHA (continued)						
250	NS3-250	'09-'13	-	YTX9-BS	-	-		YW50A Zuma	'02-'13	YTX7S*	YTX5L-BS	-	-
100	EZ100	All Years	YTX7S*	YTX5L-BS	-	-		VOX	'13	YTX7S*	YTX5L-BS	-	-
50	SB50 Super Cab, SD50 Sense, SF50 Prima, Rally, Sense	All Years	-	YTX4L-BS	-	-		JOG, ZR	'13	YTX7S*	YTX5L-BS	-	-
KYMCO							YAMAHA (continued)						
500	Exciting 500i	'09-'13	YTX14H-BS*	YTX14-BS	-	-							
400	Exciting 400i	'09	-	YTX12-BS	-	-							
300	Downtown 300	'13	-	YTX12A-BS	-	-							
	People GT	'13	-	YTX12A-BS	-	-							
250	People 250	'09-'11	-	YTX12-BS	-	-							
	Exciting 250i	'10-'11	-	YTX12-BS	-	-							
200	People S 200	'11	-	YTX7A-BS	-	-							
	People GT	'13	-	YTX12A-BS	-	-							

* See Battery Cross Reference Chart on page 14.
 FA Must use Factory Activated battery.



ALL TERRAIN VEHICLE (ATV) APPLICATIONS

CC	Model	Year	High Performance AGM	AGM	YuMicron	Conventional	CC	Model	Year	High Performance AGM	AGM	YuMicron	Conventional
AEON (BENZA)							HONDA (continued)						
50	Cobra/CX-Sport 50	All	-	YTX4L-BS	-	-	200	TRX125 Fourtrax	'85-'86	-	-	YB9A-A	-
90	Cobra/CX-Sport 90	All	-	YTX4L-BS	-	-		ATC200 Big Red	'82-'84	YTX14AH-BS*	-	YB14A-A2	-
100	Cobra/CX-Sport 100	All	-	YTX4L-BS	-	-		ATC200M	'84-'85	YTX14AH-BS*	-	YB14A-A2	-
ARCTIC CAT													
50	DXV50	'06-'10	YTZ7S*	YTX5L-BS	-	-		TRX200 Fourtrax	'90-'96	-	YTX12-BS	-	-
90	All Models	-'06	-	YTX4L-BS	-	-		TRX200 Fourtrax	'84	YTX14AH-BS*	-	YB14A-A2	-
90	90	-'13	-	YTX5L-BS	-	-	250	TRX200SX Fourtrax	'86-'88	-	YTX12-BS	-	-
90	DXV90	'06-'13	YTZ7S*	YTX5L-BS	-	-		ATC250ES Big Red	'85-'87	-	YTX12-BS	-	-
150	150	-'13	-	YTX9-BS	-	-		ATC250SX	'85-'87	-	YTX9-BS	-	-
250	All Models	-'05	YTX14AHL-BS*	-	YB14L-A2	-		TRX250X, EX,	'01-'13	-	YTX12-BS	-	-
	DXV250, 2x4	'06	-	YTX12-BS	-	-		TRX250 Fourtrax	'85-'87	-	YTX12-BS	-	-
	250	-'10	-	YTX12-BS	-	-		TRX250 TE, TM, FourTrax Recon	'97-'13	-	YTX12-BS	-	-
300	DXV300, Utility	'09-'13	-	YTX12-BS	-	-	300	TRX250 Recon, ES	'97-'03	-	YTX12-BS	-	-
300	All Models	All	YTX14AHL-BS*	-	YB14L-A2	-		TRX300 Fourtrax	'88-'00	YTX14H-BS*	YTX14-BS	-	-
366	366	'08-'12	YTX14AH-BS*	-	YB14-A2	-		TRX300X, EX	'93-'12	-	YTX9-BS	-	-
400	All Models	All	YTX14AH-BS*	-	YB14-A2	-		TRX300FW Fourtrax 4x4	'88-'00	YTX14H-BS*	YTX14-BS	-	-
	DXV 400	All	-	YTX9-BS	-	-	350	FL350R Odyssey	'85	-	YTX12-BS	-	-
	TRV 400	-'10	YTX14AH-BS*	-	YB14-A2	-		TRX350 Rancher	'00-'06	YTX14H-BS*	YTX14-BS	-	-
450	450, TRV	'11-'12	YTX20H-BS	-	-	-	400	TRX350, D Fourtrax 4x4	'86-'89	YTX14H-BS*	YTX14-BS	-	-
500	All Models	All	YTX14AH-BS*	-	YB14-A2	-		FL400R Pilot	'89-'90	YTX14H-BS*	YTX14-BS	-	-
550	550, TRV, LTD, S	'10-'13	YTX20H-BS	-	-	-		TRX400 Rancher AT	'04-'06	YTX14H-BS*	YTX14-BS	-	-
650	4x4 Automatic	'04-'06	YTX14AH-BS*	-	YB14-A2	-		TRX400X, EX, Fourtrax, Sportrax	'99-'13	-	YTX9-BS	-	-
	650H1, TBX650, Mudpro	'05-'12	YTX14AH-BS*	-	YB14-A2	-		TRX400FW Foreman	'95-'03	YTX14H-BS*	YTX14-BS	-	-
700	700	'06-'08	YTX14AH-BS*	-	YB14-A2	-	420	TRX420 Fourtrax Rancher 4x4	-'13	YTX14H-BS*	YTX14-BS	-	-
	TRV, Mudpro, LTD, TBX, Diesel	'09-'13	YTX20H-BS	-	-	-	450	TRX450 Fourtrax Foreman S, ES	'98-'04	YTX14H-BS*	YTX14-BS	-	-
	CORE, XT	'13	YTX20H-BS	-	-	-	500	TRX450ER, TRX450R	'06-'13	YTZ7S	-	-	-
1000	Thundercat	-'10	YTX20H-BS	-	-	-		TRX500FA Fourtrax Rubicon	'01-'11	YTX14H-BS*	YTX14-BS	-	-
	Mudpro 1000H2, TRV, 1000i GT	'10-'13	YTX20H-BS	-	-	-		TRX500FE, FM, TM Trax Foreman	'05-'11	YTX14H-BS*	YTX14-BS	-	-
								FourTrax Foreman ES, 4x4	'05-'09	YTX14H-BS*	YTX14-BS	-	-
BRP (CAN-AM)							HYOSUNG						
50	DS50, Quest	'02-'06	-	YTX4L-BS	-	-	450	TE450S	-'13	-	YTX9-BS	-	-
70	DS70	-'13	-	YTX4L-BS	-	-							
90	DS90, DS90F, Quest	'02-'13	-	YTX4L-BS	-	-							
200	Rally	'02-'06	YTX14AH-BS*	-	YB14A-A2	-							
250	DS250	'06-'13	-	YTX12-BS	-	-							
330	Outlander 330	'04-'05	-	YTX15L-BS	-	-							
400	Outlander 400	'03-'04	-	YTX15L-BS	-	-							
	Outlander 400, XT, MAX	'04-'13	YTX20HL-BS*	YTX20L-BS	-	-							
450	DS450	-'13	-	YTX15L-BS	-	-							
500	Traxter (All Models), Quest	'99-'05	YTX20HL-BS-PW*	-	YB16CL-B	-							
	Traxter (All Models), Quest (Opt)	'02-'05	YTX24HL-BS*	-	Y50-N18L-A-CX*	Y50-N18L-A							
	Outlander, MAX, Renegade	-'13	YTX20HL-BS*	YTX20L-BS	-	-							
650	DS650	'00-'06	-	YTX15L-BS	-	-							
	Quest	'02-'05	YTX20HL-BS-PW*	-	YB16CL-B	-							
	Quest (Opt)	'02-'05	YTX24HL-BS*	-	Y50-N18L-A-CX*	Y50-N18L-A							
	Outlander, MAX	-'13	YTX20HL-BS*	YTX20L-BS	-	-							
660	Outlander 660 EFI	'06	YTX20HL-BS*	YTX20L-BS	-	-							
800	Outlander 800 EFI, MAX, Renegade	'06-'13	YTX20HL-BS*	YTX20L-BS	-	-							
1000	Outlander 1000, Renegade	'12-'13	YTX20HL* ^{FA}	YTX20L* ^{FA}	-	-							
E-TON							JOHN DEERE						
50	All models	'04-'05	YTZ7S*	YTX5L-BS	-	-	All Models	All	YTX20HL-BS-PW*	-	YB16CL-B	-	-
	AXL, TXL, NXL, RXL	'99-'03	-	YTX4L-BS	-	-							
70	Viper 70	-'13	YTZ7S*	YTX5L-BS	-	-							
90	All models	'04-'13	YTZ7S*	YTX5L-BS	-	-							
	AXL, TXL, NXL, RXL	'99-'03	-	YTX4L-BS	-	-							
	DXL90 Sierra	'99-'03	-	YTX4L-BS	-	-							
150	CXL150 Yukon II	'00-'13	-	YTX9-BS	-	-							
	YXL150 Yukon	'00-'03	-	YTX9-BS	-	-							
	Viper150R	-'13	-	YTX9-BS	-	-							
250	Vector250	-'13	-	YTX12-BS	-	-							
HONDA							KAWASAKI						
90	TRX90X, EX	'06-'13	YTZ7S*	YTX5L-BS	-	-	50	KFX50	'07-'13	YTZ7S*	YTX5L-BS	-	-
125	ATC125M	'86-'87	-	YTX12-BS	-	-	80	KSF80-A (KFX80)	'03-'05	YTZ7S*	YTX5L-BS	-	-
	ATC125M	'84-'85	-	-	YB9A-A	-	90	KFX90	'07-'13	YTZ7S*	YTX5L-BS	-	-
	TRX125 Fourtrax	'87-'88	-	YTX9-BS	-	-	110	KLF110-B Mojave	'87-'88	-	-	YB9L-A2	-
							185	KLF185-A Bayou	'85-'88	-	-	YB10L-B	-
							200	KLT200-A, C	'81-'84	-	-	YB10L-B	-
								KLT200-B, C	'83	-	-	YB12A-A	-
							220	KLF220-A Bayou	'88-'02	-	-	YB10A-A2	-
								KLF220-A Bayou (CN)	'92-'02	YTX14AH-BS*	-	YB14A-A2	-
							250	KLF250-A Bayou	'03-'12	-	-	YB10A-A2	-
								KLF250-A Bayou (CN)	'03-'05	YTX14AH-BS*	-	YB14A-A2	-
								KLT250-A	'82-'83	-	-	YB12A-A	-

* See Battery Cross Reference Chart on page 14.
^{FA} Must use Factory Activated battery.



ALL TERRAIN VEHICLE (ATV) APPLICATIONS

CC	Model	Year	High Performance AGM	AGM	YuMicron	Conventional	CC	Model	Year	High Performance AGM	AGM	YuMicron	Conventional
KAWASAKI (continued)							POLARIS (continued)						
300	KL250-C Prairie	'83	-	-	YB12A-A	-	450	Diesel .445 Litre (primary)	'99-'03	-	YIX30L-BS*	YB30L-B	-
	KL250-C Prairie	'84-'85	-	-	YB10L-B	-		Diesel .445 Litre (secondary)	'99-'03	YTX14AH-BS*	-	YB14A-A2	-
	KEF300-A Lakota	'95-'00	YTX14AH-BS*	-	YB14A-A2	-		Outlaw 450	'07-'10	-	YTX9-BS	-	-
	KEF300-A Lakota Sport	'01-'03	YTX14AH-BS*	-	YB14A-A2	-	500	All Models (Excl. Predator, Sportsman)	'99-'12	YTX14AH-BS*	-	YB14A-A2	-
	KEF300-B Lakota Sport	'01-'03	YTX14AH-BS*	-	YB14A-A2	-		Sportsman HO	'96-'13	YTX14AH-BS*	-	YB14A-A2	-
	KLF300-A Bayou	'86-'87	YTX20HL-BS-PW*	-	YB16CL-B	-		Sportsman EFI	'06-'10	-	YIX30L-BS	-	-
	KLF300-B Bayou	'88-'04	YTX14AH-BS*	-	YB14A-A2	-		Predator, Outlaw	'03-'06	-	YTX9-BS	-	-
	KLF300-B Bayou (CN)	'92-'99	YTX20HL-BS-PW*	-	YB16CL-B	-	550	Sportsman	'09	YTX20HL-BS	-	-	-
	KLF300-C Bayou 300 4x4	'89-'04	YTX14AH-BS*	-	YB14A-A2	-		Sportsman EPS, XP	'10-'12	YTX14AH-BS	-	-	-
	KLF300-C Bayou 300 4x4 (CN)	'92-'05	YTX20HL-BS-PW*	-	YB16CL-B	-		Sportsman X2	'10-'12	YTX20HL-BS	-	-	-
	KVF300-A Prairie 300, 4x4	'99-'02	YTX14AH-BS*	-	YB14A-A2	-	525	Outlaw 525	'08-'12	-	YTX9-BS	-	-
	KVF300-A Prairie 300, 4x4 (CN)	'99-'01	YTX20HL-BS-PW*	-	YB16CL-B	-	550	Sportsman Touring, XP, X2	'09	YTX20HL-BS	-	-	-
	KVF300-B Prairie 300, 4x4	'99-'02	YTX14AH-BS*	-	YB14A-A2	-		Sportsman Touring, X2	'10	YTX20HL-BS	-	-	-
	KVF300-B Prairie 300, 4x4 (CN)	'99-'02	YTX20HL-BS-PW*	-	YB16CL-B	-		Sportsman XP	'10	YTX14AH ^{FA}	-	-	-
	KVF300 Brute Force	'13	-	YTX12-BS	-	-		Sportsman EPS, X2, Touring	'10-'12	YTX14AH ^{FA}	-	-	-
360	KVF360 Prairie	'13	YTX14AH-BS*	-	YB14A-A2	-	600	Sportsman	'04-'05	-	YIX30L-BS*	YB30L-B	-
400	KLF400-B Bayou 400 4x4	'93-'00	YTX20HL-BS-PW*	-	YB16CL-B	-	700	Sportsman, Military	'02-'08	-	YIX30L-BS*	YB30L-B	-
	KSF400-A (KFX400)	'03-'06	-	YTX9-BS	-	-		Sportsman	'10	-	YIX30L-BS	-	-
	KVF400-A Prairie 400 4x4	'97-'00	YTX14AH-BS*	-	YB14A-A2	-	800	Sportsman, 6x6	'05-'13	-	YIX30L-BS	-	-
	KVF400-A Prairie 400 4x4 (CN)	'97-'00	YTX20HL-BS-PW*	-	YB16CL-B	-		Sportsman, 4x4	'11-'13	YTX20HL-BS	-	-	-
	KVF400-B Prairie 400 4x4	'98-'00	YTX14AH-BS*	-	YB14A-A2	-	850	Sportsman	'09	-	YIX30L ^{FA}	-	-
	KVF400-B Prairie 400 4x4 (CN)	'98-'00	YTX20HL-BS-PW*	-	YB16CL-B	-		Sportsman	'10-'13	YTX20HL ^{FA}	-	-	-
	KVF400-C Prairie 400, 4x4	'99-'02	YTX14AH-BS*	-	YB14A-A2	-	QIANJIANG						
	KVF400-C Prairie 400, 4x4 (CN)	'99-'02	-	KMX14-BS*	-	-	100	ATV100	All	-	YTX4L-BS	-	-
	KVF400-D Prairie 400, 4x4	'99-'02	YTX14AH-BS*	-	YB14A-A2	-	50	ATV50	All	-	YTX4L-BS	-	-
	KVF400-D Prairie 400, 4x4 (CN)	'99-'01	-	KMX14-BS*	-	-	SUZUKI						
450	KFX450R	'08-'13	-	YTX7L-BS	-	-	50	LT-Z50 QuadSport	'06-'11	YTZ7S*	YTX5L-BS	-	-
	4x4 Advantage Classic	'02-'03	-	KMX14-BS*	-	-	80	LT80 QuadSport 80	'87-'06	YTZ7S*	YTX5L-BS	-	-
650	KVF650 Brute Force	'02-'13	-	KMX14-BS*	-	-	90	LT-Z90 QuadSport	'07-'11	-	YTX7A-BS	-	-
700	KVF650-A, B, D Prairie 700, 4x4	'04-'06	-	KMX14-BS*	-	-	160	LT160 E QuadRunner	'89-'94	-	-	YB9A-A	-
	KFX700	'03-'10	-	KMX14-BS*	-	-		LT160 E QuadRunner	'03-'04	-	-	YB9A-A	-
	KVF700-A, B, D Prairie 700, 4x4	'04-'06	-	KMX14-BS*	-	-		LT-F160 QuadRunner	'91-'01	-	-	YB9A-A	-
750	KVF750 Brute Force	'05-'13	-	KMX14-BS*	-	-	230	LT230E QuadRunner	'87	Not available	-	-	-
								LT230E QuadRunner	'88-'93	-	YTX12-BS	-	-
								LT230GE QuadRunner	'85-'86	-	-	YB10A-A2	-
								LT-F230 QuadRunner	'86-'87	-	-	YB10A-A2	-
							250	LT250EF QuadRunner	'85-'86	-	-	Y50-N18A-A	-
								LT-4WD QuadRunner	'87-'99	YTX14AH-BS*	-	YB14A-A2	-
								LT-4WD QuadRunner (Opt)	'87-'99	-	-	Y50-N18A-A	-
								LT-F250 QuadRunner	'88-'01	YTX14AH-BS*	-	YB14A-A2	-
								LT-F250 QuadRunner (Opt)	'88-'01	-	-	Y50-N18A-A	-
								LT-F250, Ozark	'02-'13	-	YTX12-BS	-	-
								LT-F250F QuadRunner	'99-'02	YTX14AH-BS*	-	YB14A-A2	-
								LT-F250F QuadRunner (CN, Opt)	'99-'02	-	-	Y50-N18A-A	-
								LT-Z250 QuadSport	'04-'11	-	YTX9-BS	-	-
							280	LT-F4WDX KingQuad	'91-'99	YTX14AH-BS*	-	YB14A-A2	-
								LT-F4WDX KingQuad (CN, Opt)	'91-'99	-	-	Y50-N18A-A	-
							300	LT-F4WDX KingQuad	'99-'02	YTX14AH-BS*	-	YB14A-A2	-
								LT-F4WDX KingQuad (Opt)	'99-'02	-	-	Y50-N18A-A	-
								LT300E QuadRunner 300E	'87-'89	YTX14AH-BS*	-	YB14A-A2	-
								LT-F300F KingQuad	'99-'02	YTX14AH-BS*	-	YB14A-A2	-
								LT-F300F KingQuad (CN, Opt)	'99-'02	-	-	Y50-N18A-A	-
							400	LT-A400 Eiger 2WD, F Eiger 4WD	'02-'07	YTX14H-BS*	YTX14-BS	-	-
								LT-F400 Eiger 2WD, F Eiger 4WD	'02-'07	YTX14H-BS*	YTX14-BS	-	-
								LT-Z400 QuadSport	'03-'13	-	YTX9-BS	-	-
								LT-A400 King Quad	'13	YTX14H-BS*	YTX14-BS	-	-
							450	LT-A450 King Quad	'07-'11	YTX14H-BS*	YTX14-BS	-	-
								LT-R450 QuadRacer	'06-'11	YTX14H-BS*	YTX14-BS	-	-
							500	LT-A500F QuadMaster	'00-'01	YTX10S*	YTX7A-BS	-	-
								LT-A500F Vinson 4WD	'04-'07	-	YTX16-BS-1	-	-
								LT-A500F Vinson 4WD	'02-'03	YTX20CH-BS	-	-	-
								LT-F500F Vinson Manual 4WD	'04-'07	YTX20CH-BS*	YTX16-BS	-	-
								LT-F500F Vinson Manual 4WD	'03	YTX20CH-BS*	YTX16-BS	-	-
								LT-A500 King Quad	'13	YTX20CH-BS	-	-	-
							700	LT-A700X King Quad	'05-'07	YTX20CH-BS	-	-	-
								LT-V700F Twin Peaks	'04-'05	YTX14H ^{FA}	YTX14 ^{FA}	-	-
							750	LT-A750 King Quad	'07-'13	YTX20CH-BS	-	-	-

* See Battery Cross Reference Chart on page 14.
 K Available at Kawasaki dealers only.
 FA Must use Factory Activated battery.





ALL TERRAIN VEHICLE (ATV) APPLICATIONS

CC	Model	Year	High Performance AGM	AGM	YuMicron	Conventional	CC	Model	Year	High Performance AGM	AGM	YuMicron	Conventional
YAMAHA							YAMAHA (continued)						
50	YFM50 Raptor	'04-'09	-	-	-	12N7D-3B	400	YFM35FX Wolverine	'06-'10	YTX14AH-BS	-	-	-
80	YFM80 Badger	'85-'01	-	-	-	12N7D-3B		YFM35FG Grizzly	'07-'13	YTX14AH-BS	-	-	-
	YFM80 Grizzly	'05-'08	-	-	-	12N7D-3B		YFM35R Raptor	'04-'13	YTZ10S	-	-	-
	YFM80R Raptor	'02-'08	-	-	-	12N7D-3B		YFM35U Big Bear	'87-'99	YTX14AH-BS*	-	YB14A-A1	-
90	YFM90R Raptor	'09-'13	YTZ7S*	YTX5L-BS	-	-		YFM35X Warrior	'87-'03	-	-	YB12C-A	-
100	YFM100 Champ	'87-'91	-	-	-	12N7D-3B		YFP35 TerraPro	'88	YTX14AH-BS*	-	YB14A-A1	-
125	YFA-1 Breeze	'89-'04	-	-	YB12C-A	-		YFM40FB Big Bear	'00-'12	YTX20L-BS	-	-	-
	YFM125S, Grizzly	'04-'13	-	-	YB12C-A	-		YFM40FG Grizzly	'07-'08	YTX14AH-BS	-	-	-
	YFM12R, Raptor	'11-'13	YTZ7S	-	-	-		YFM40FW Kodiak	'93-'95	YTX14AH-BS	-	YB14A-A1	-
200	YFM200, DX Moto 4	'85-'89	YTX14AH-BS*	-	YB14A-A1	-		YFM40FW Kodiak/Automatic	'03-'06	YTX14AH-BS	-	-	-
	YTM200, E, ER Tri Moto	'83-'85	YTX14AH-BS*	-	YB14A-A1	-		YFM40FW Kodiak/Automatic	'96-'02	YTX20L-BS*	YTX20L-BS	-	-
225	YFM225 Moto 4	'86-'88	YTX14AH-BS*	-	YB14A-A1	-		YFM40FW Big Bear	'00-'03	YTX20L-BS*	YTX20L-BS	-	-
	YTM225DR, DX Tri-Moto	'83-'86	YTX14AH-BS*	-	YB14A-A1	-	450	YFM45FG Grizzly	'07-'13	YTX14AH-BS	-	-	-
230	YFU-1/T Pro-Hauler	'89	YTX14AH-BS*	-	YB14A-A1	-		YFM45FX Wolverine	'03-'10	YTX20L-BS*	YTX20L-BS	-	-
250	YFB250, F Timber Wolf	'92-'00	-	-	YB12C-A	-		YFZ450	'04-'13	-	Y7B-BS	-	-
	YFM25 Bear Tracker	'99-'04	YTX14AH-BS*	-	YB14A-A2	-		YFZ450X	'08	-	Y7B-BS	-	-
	YFM250 Moto 4	'89-'91	YTX14AH-BS*	-	YB14A-A1	-		YFZ450X, X	'09-'13	YTZ7S	-	-	-
	YFM25B Big Bear	'07-'10	YTX14AH-BS*	-	YB14A-A2	-	550	YMF5FG Grizzly	'13	YTX20HL-BS*	YTX20L-BS	-	-
	YFM25B Bruin	'05-'06	YTX14AH-BS*	-	YB14A-A2	-	600	YFM60FW Grizzly	'98-'01	YTX20HL-BS*	YTX20L-BS	-	-
	YFM25R Raptor, R	'08-'13	YTZ7S	-	-	-		YFM600FW Grizzly	'98-'01	YTX20HL-BS*	YTX20L-BS	-	-
300	Grizzly 300 Automatic	'11-'13	-	YTX12-BS	-	-	660	YFM66FA Grizzly	'02-'08	YTX20HL-BS*	YTX20L-BS	-	-
350	YFM35B Bruin	'04-'06	YTX14AH-BS	-	-	-	700	YFM66R Raptor	'01-'05	YTX14H-BS*	YTX14-B	-	-
	YFM35ER Moto 4	'87-'95	YTX14AH-BS*	-	YB14A-A1	-		YFM7FG Grizzly	'07-'13	YTX20HL-BS*	YTX20L-BS	-	-
	YFM35F, U Big Bear	'87-'99	YTX14AH-BS*	-	YB14A-A1	-		YFM70R Raptor	'06-'13	-	YT9B-BS	-	-
	YFM35FX Wolverine	'95-'05	-	-	YB12C-A	-							



PERSONAL WATERCRAFT (PWC) APPLICATIONS

CC	Model	Year	High Performance AGM	AGM	YuMicron	Conventional	CC	Model	Year	High Performance AGM	AGM	YuMicron	Conventional
AQUA-JET CO.							KAWASAKI (JET SKI) (continued)						
430	Aqua-Jet SX1	'91	-	-	YB16-B	-	800	JS750 Ski, Ski Pro	'95-'02	YTX20HL-BS*	YTX20L-BS	-	-
432	Aqua-Jet Sx1	'89-'90	-	-	YB16-B	-		JT750 STX, STX	'96-'98	YTX20HL-BS*	YTX20L-BS	-	-
ARCTIC CAT								JS800 SX-R	'03-'13	YTX20HL-BS*	YTX20L-BS	-	-
640	Tiger Shark	'97-'99	YTX14AHL-BS*	-	YB14L-A2	-	900	JH900 Zxi	'95-'97	YTX20HL-BS*	YTX20L-BS	-	-
770	Tiger Shark	'97-'99	YTX14AHL-BS*	-	YB14L-A2	-		JT900 STS, STX	'97-'05	YTX20HL-BS*	YTX20L-BS	-	-
BRP (SEA-DOO)							1100	JH1100 Zxi	'96-'03	YTX20HL-BS*	YTX20L-BS	-	-
1500	GTI, GTX, GTR RXP, RXT, WAKE	'13	-	YIX30LBS-PW	YB30CL-B	-		JH1100-B Ultra 130	'01-'04	YTX20HL-BS*	YTX20L-BS	-	-
1500	GTX 4-Tec, RXP	'03-'07	-	YIX30LBS-PW	YB30CL-B	-		JT1100 STX	'97-'03	YTX20HL-BS*	YTX20L-BS	-	-
	All Models	'88-'93	YTX20HL-BS*	-	YB16L-B	-	1200	JH1200-A, B Ultra 150	'99-'05	YTX20HL-BS*	YTX20L-BS	-	-
	All Other Models	'94-'07	YTX20HL-BS-PW*	-	YB16CL-B	-		JT1200-A-B, C, STX-R, STX-12F	'02-'07	YTX20HL-BS*	YTX20L-BS	-	-
780	3D	'07	YTX20HL-BS-PW*	-	YB16CL-B	-	1500	JT1500-A, STX, STX-15F	'04-'13	YTX20HL-BS*	YTX20L-BS	-	-
HONDA								JT1500B, C, 250X, Ultra LX, 260(L)X, 300(L)X	'07-'13	YTX20HL-BS*	YTX20L-BS	-	-
1235	AquaTrax F/R-12, F/R-12X	'02-'09	YTX20HL-BS*	YTX20L-BS	-	-	POLARIS						
1470	AquaTrax F-15, F-15X	'03-'13	YTX20HL-BS*	YTX20L-BS	-	-	All	All Models	All	YTX20HL-BS-PW*	-	YB16CL-B	-
KAWASAKI (JET SKI)							S.O.S. MARINE MFG						
300	JS300 TS, SX	'86-'91	YTX20HL-BS-PW*	-	YB16CL-B	-	All	All Models	All	YTX20H-BS*	YTX20-BS*	YB16-B-CX*	YB16-B
400	JS400	'76	YTX20HL-BS*	YTX20L-BS*	YB16L-B	-	ULTRANAUTICS						
440	JS440	'87-'92	YTX20HL-BS-PW*	-	YB16CL-B	-	800	All Models	'87-'92	-	-	53030	-
	JS440	'77-'86	YTX20HL-BS*	YTX20L-BS*	YB16L-B	-		Wet Bike	'85-'86	-	-	-	YHD-12H
550	JS550	'82-'85	YTX20HL-BS*	YTX20L-BS*	YB16L-B	-	1250	Jet Star1250 (Boat)	'88-'90	-	-	53030	-
	JS550, SX	'86-'95	YTX20HL-BS-PW*	-	YB16CL-B	-		Jet Star1260 (Boat)	'91	-	-	53030	-
650	JF650 TS	'89-'96	YTX20HL-BS-PW*	-	YB16CL-B	-	WET JET INTERNATIONAL						
	JF650 X2	'86-'95	YTX20HL-BS-PW*	-	YB16CL-B	-	All	All Models	All	YTX20H-BS*	YTX20-BS*	YB16-B-CX*	YB16-B
	JL650 SC	'91-'95	YTX20HL-BS-PW*	-	YB16CL-B	-	YAMAHA						
	JS650 SX	'87-'95	YTX20HL-BS-PW*	-	YB16CL-B	-	All	All Wave Runner Models	'87-'08	YTX20HL-BS-PW*	-	YB16CL-B	-
750	JH750 B1-b3	'93-'95	YTX20HL-BS-PW*	-	YB16CL-B	-	700	Superjet	'09-'13	YTX20HL-BS-PW*	-	YB16CL-B	-
	JH750 E1, F2, G1, G2	'95-'99	YTX20HL-BS*	YTX20L-BS	-	-	1100	VX	'09-'13	YTX20HL-BS-PW*	-	YB16CL-B	-
	JH750 SS, ST, Xi, XIR	'92-'99	YTX20HL-BS-PW*	-	YB16CL-B	-	1800	FX, FZR, FZS, VXS, VXR	'09-'13	YTX20HL-BS-PW*	-	YB16CL-B	-
	JH750 ST, Zxi	'95-'97	YTX20HL-BS*	YTX20L-BS	-	-							
	JH750 SX, ZX	'92-'95	YTX20HL-BS-PW*	-	YB16CL-B	-							
	JS750 SX, ZX	'92-'95	YTX20HL-BS-PW*	-	YB16CL-B	-							

* See Battery Cross Reference Chart on page 14.

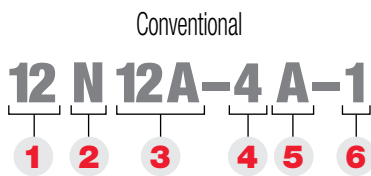


SNOWMOBILE APPLICATIONS

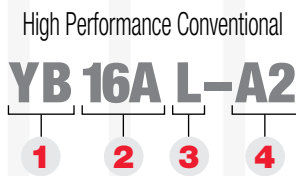
CC	Model	Year	High Performance AGM	AGM	YuMicron	Conventional	CC	Model	Year	High Performance AGM	AGM	YuMicron	Conventional
POLARIS (continued)							YAMAHA (continued)						
550	IQ, LXT, Shift	'13	YTX20HL-BS	-	-	-	VT500 Venture 500	'97-'01	-	-	YB16AL-A2	-	-
600	IQ Touring	'08	YTX14AH-BS	-	-	-	VT500 Venture 500 XL	'99-'00	-	-	YB16AL-A2	-	-
	IQ, Shift	'09-'13	YTX20HL-BS	-	-	-	VX500E Vmax	'94-'01	-	-	YB16AL-A2	-	-
	Switchback, RMK	'09-'10	YTX20HL-BS	YTX20L-BS	-	-	540 EC540 Excel	'79-'80	YTX24HL-BS*	-	Y50-N18L-A-CX*	Y50-N18L-A	-
	Wide Track	'10-'13	-	YIX30L-BS	-	-	VK540E, II, III	'89-'03	-	-	YB16AL-A2	-	-
	Rush	'10-'13	YTX20CH-BS	-	-	-	XL540 XLV	'85-'90	-	-	YB16AL-A2	-	-
	Switchback, RMK	'11-'13	YTX20CH-BS	-	-	-	570 EX570E Exciter	'88-'90	-	-	YB16AL-A2	-	-
750	FS/FST, Wide Track	'06-'10	YTX20HL-BS*	YTX20L-BS	-	-	EX570E Exciter II LE	'91-'93	-	-	YB16AL-A2	-	-
	Turbo Switchback, Turbo Dragon	'06-'10	YTX20HL-BS*	YTX20L-BS	-	-	600 VT600 Venture 600	'97-'98	-	-	YB16AL-A2	-	-
	Turbo LX, IQ	'08-'13	YTX20HL-BS*	YTX20L-BS	-	-	VT600 Venture 600	'99-'06	YTX24HL-BS*	-	Y50-N18L-A-CX*	Y50-N18L-A	-
	FS Wide Track	'10-'13	-	YIX30L-BS	-	-	VX600DX Vmax 600 Deluxe	'99-'01	YTX24HL-BS*	-	Y50-N18L-A-CX*	Y50-N18L-A	-
800	Switchback, RMK	'10	YTX20HL-BS*	YTX20L-BS	-	-	VX600E/DX Vmax 600 LE/DX	'94-'96	-	-	YB16AL-A2	-	-
	Rush, Switchback, RMK	'11-'13	YTX20CH-BS	-	-	-	VX600ER Vmax 600 ER	'02-'03	YTX24HL-BS*	-	Y50-N18L-A-CX*	Y50-N18L-A	-
							VX600XTC Vmax 600 XTC	'97-'98	-	-	YB16AL-A2	-	-
							700 SKV700ER SKViper ER	'02-'05	YTX24HL-BS*	-	Y50-N18L-A-CX*	Y50-N18L-A	-
							VT700 Venture 700	'98-'04	YTX24HL-BS*	-	Y50-N18L-A-CX*	Y50-N18L-A	-
							VX700DX Vmax 700 Deluxe	'99-'00	YTX24HL-BS*	-	Y50-N18L-A-CX*	Y50-N18L-A	-
							VX700ER Vmax 700 ER	'01-'02	YTX24HL-BS*	-	Y50-N18L-A-CX*	Y50-N18L-A	-
							VX700XTC Vmax 700 XTC Deluxe	'98	YTX24HL-BS*	-	Y50-N18L-A-CX*	Y50-N18L-A	-
							973 Vector	'09	YTX20HL-BS*	YTX20L-BS	-	-	-
							Viking	'09	YTX20HL-BS*	YTX20L-BS	-	-	-
							RS Viking Professional	'09-'13	YTX20HL-BS*	YTX20L-BS	-	-	-
							1000 Apex	'06-'13	YTX14H-BS*	YTX14-BS	-	-	-
							RS1000S, GT, RS		YTX20HL-BS*	YTX20L-BS	-	-	-
							RX1000R RX (All Models)	'03-'05	YTX20HL-BS*	YTX20L-BS	-	-	-
							1049 FX Nitro	'13	YTX20HL-BS*	YTX20L-BS	-	-	-
							RS Venture	'13	YTX20HL-BS*	YTX20L-BS	-	-	-
							RS Vector	'13	YTX20HL-BS*	YTX20L-BS	-	-	-

* See Battery Cross Reference Chart on page 14.

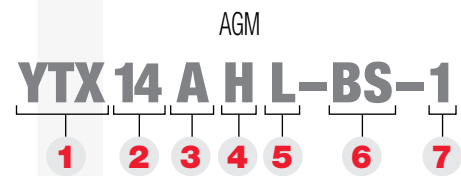
DESIGNATION OF BATTERY TYPE NUMBERS



- 1 Nominal voltage
- 2 Conventional battery
- 3 Size of battery case
- 4 Polarity location
- 5 Exhaust location
- 6 Designates unique terminal



- 1 High Performance Conventional battery
- 2 Size of battery case
- 3 Polarity location
- 4 Terminal and Exhaust location



- 1 High Performance AGM (YTX, YIX, YTZ, YT, GYZ)
- 2 Performance classification
- 3 Designates unique battery case size
- 4 Higher CCA
- 5 Polarity location
- 6 Bottle supplied electrolyte
- 7 Designates unique terminal

Yuasa SmartShot Automatic 6/12V 1.5 Amp Battery Charger

Part No. YUA1201501



With 6 volt/12 volt Switch

Yuasa's Automatic 6/12V 1.5 Amp battery charger incorporates superior 5-stage charging technology. This high power unit provides error proof operation to fully charge sealed maintenance free and conventional lead acid batteries.

- Provides up to 16 volts (in 12 volt mode)
- Enables recover of sulfated batteries during pre-qualification stage
- 28-day charge recycle – re-evaluates battery status for long term storage
- 3-year limited warranty

Yuasa SmartShot 900 Automatic 12V 900mA Battery Charger

Part No. YUA1200901

Yuasa's Automatic 900mA 12V battery charger is the industry's most powerful plug-in wall charger. Combining the latest technology and a host of user-friendly features, this compact, high power unit provides optimum amperage return and is designed to fully charge and maintain conventional and sealed maintenance free batteries.

- Fully charge and maintain conventional and sealed maintenance-free batteries
- Fully automatic 3 stage charge cycle for effective charging
- Reaches 14.4 volt peak, then automatically switches to float
- 3-year limited warranty



Battery Charger Lead

Part No. YUA00ACC04

- Simple, bolt-on connection with fuse
- Can be used with Yuasa's 1.5 Amp and 900 mA chargers for applications ranging from motorcycles, automobiles and personal watercraft to ATVs, snowmobiles and riding mowers



Jumper Cables

Part No. YUA00ACC07

- Easy to use, easy to store
- Convenient storage bag
- Heavy duty, 8 ft., 8-gauge cables won't stiffen or freeze
- Tangle resistant, encased rubber grips for safer use

Professional Shop Products

Yuasa MB-2040 Battery Charger

Part No. YUA1202040



- High Output charging current (4 amps)
- High Voltage capable (20 volts) – designed to improve recovery of sulfated batteries
- Switchable Mode operation
 - “Fast Mode” – for quick vehicle set-up
 - “Normal Mode” – ideal for smaller batteries, initial activation, and deeply discharged batteries
- Commercial Grade – perfect for Dealer / Shop use
- Suitable for all battery types – Conventional, as well as (AGM), including YTZ
- Automatic Shut-Off
- Reverse Polarity Protection / Spark-free Operation (UL / CUL) approved
- Durable construction for longer life
- 3 year limited warranty

Digital Battery Tester

Part No. YUA00BTY01

- Developed exclusively for the Powersports industry
- Determines accurate battery status in seconds
- Single load, dynamic resistance technology minimizes battery drain during test
- Tests both charged and discharged batteries accurately
- 1 year limited warranty



With Protective Rubber Boot and Amp Hr Guide



10-Bank Battery Maintainer

Part No. YUA120027

- Maintain up to 10 batteries at a time
- 5-stage maintenance / float charge
- Prequalification battery test
- Built-in timer for battery protection
- 250 mA per channel
- Now with 25' leads
- 1 year limited warranty

Merchandising Aids



Yuasa Large Display Rack

Part No. YUASARACK

- 37" wide x 62" high x 15" deep
- Displays high performance batteries attractively and professionally
- Heavy-duty construction designed for extra heavy loads
- High visibility double-sided display includes header and application chart
- No tools required for assembly (except for optional wheels)
- Includes optional wheels and shelf liners

Yuasa Small Display Rack

Part No. 60052

- 24" wide x 48" high x 10" deep
- Displays batteries attractively and professionally
- Heavy-duty steel construction designed for heavy loads
- Attention-getting silk-screened header
- Easily assembled – no tools
- Great sales and promotional tool



Merchandising Aids

Yuasa Signs

- Eye-catching lighted and metal signs
- Capture the interest of potential customers
- Great for in-store permissions



Part No. YUA-888



Part No. YUA-SIGN



Yuasa Counter Mat

Part No. YUA-016

- Colorful counter mat puts battery replacement applications at your finger tips.
- 23" wide x 16" high
- Printed on durable material.

Yuasa 3' x 5' Banner

Part No. YUA-928

- Eye-catching contemporary graphics
- High-quality silk screening won't fade or crack
- Made to last: weather-resistant, brass grommets and stitched edges
- Durable enough for outside use – attractive enough for inside!



Vehicle Hang Tags

Part No. YUA-TAG

- Hang them on the handlebars of vehicles on display
- Promote the sale of Yuasa Battery Chargers and significantly extend your battery life
- Reduce your warranty claims
- Available in three languages; English, French & Spanish



Powering Sports.



2901 Montrose Avenue, Laureldale, PA 19605-2752
Toll Free: 866.431.4784
Phone: 610.929.5781 | Fax: 610.929.1295
www.yuasabatteries.com